

TICKER: SUZLON

SUB-INDUSTRY: Heavy Electrical Equipment

COUNTRY: IN

LAST UPDATE: Dec 14, 2023

MEDIA REVIEW: Conducted weekly; no new updates since date of Last Update \*

LOWEST SCORE

LOWEST FLAG

10/10

G

PERFORMANCE DASHBOARD

Significant Controversies by Indicator

|                                  | Flag | Score | Global Compact Status |
|----------------------------------|------|-------|-----------------------|
| Environment                      | G    | 10    |                       |
| No controversies were uncovered. |      |       |                       |
| Social                           | G    | 10    |                       |
| Customers                        | G    | 10    |                       |
| No controversies were uncovered. |      |       |                       |
| Human Rights & Community         | G    | 10    |                       |
| No controversies were uncovered. |      |       |                       |
| Labor Rights & Supply Chain      | G    | 10    |                       |
| No controversies were uncovered. |      |       |                       |
| Governance                       | G    | 10    |                       |
| No controversies were uncovered. |      |       |                       |

Summary

SUZLON ENERGY LIMITED does not face any ESG controversies.

Global Compact Alignment: Pass

OVERALL COMPANY SCORE CHANGE RATIONALE

MOST RECENT UPDATES (past 12 months)

There are no recent new controversies or updates to ongoing controversies for this company

MOST SIGNIFICANT CONTROVERSIES

| Controversy Headline  | Assessment | Indicator |
|---|------------|-----------|
| There are no recent new controversies or updates to ongoing controversies for this company. |            |           |

\* For symbols and terms used in this report, refer to the "Glossary of Symbols and Terms" section.

|             |                 |
|-------------|-----------------|
| Environment | Controversies   |
|             | <div>G</div> 10 |

ENVIRONMENT CONTROVERSIES

G

10

| Indicators                        | Flag         | Score | Assessment       |
|-----------------------------------|--------------|-------|------------------|
| Biodiversity & Land Use           | <div>G</div> | 10    | No Controversies |
| Energy & Climate Change           | <div>G</div> | 10    | No Controversies |
| Operational Waste (Non-Hazardous) | <div>G</div> | 10    | No Controversies |
| Supply Chain Management           | <div>G</div> | 10    | No Controversies |
| Toxic Emissions & Waste           | <div>G</div> | 10    | No Controversies |
| Water Stress                      | <div>G</div> | 10    | No Controversies |
| Other (Environment)               | <div>G</div> | 10    | No Controversies |

\* For symbols and terms used in this report, refer to the "Glossary of Symbols and Terms" section.

## Social

## Controversies

G

10

## CUSTOMERS CONTROVERSIES G 10

| Indicators                | Flag | Score | Assessment       |
|---------------------------|------|-------|------------------|
| Anticompetitive Practices | G    | 10    | No Controversies |
| Customer Relations        | G    | 10    | No Controversies |
| Marketing & Advertising   | G    | 10    | No Controversies |
| Privacy & Data Security   | G    | 10    | No Controversies |
| Product Safety & Quality  | G    | 10    | No Controversies |
| Other (Customers)         | G    | 10    | No Controversies |

## HUMAN RIGHTS &amp; COMMUNITY CONTROVERSIES G 10

| Indicators                       | Flag | Score | Assessment       |
|----------------------------------|------|-------|------------------|
| Civil Liberties                  | G    | 10    | No Controversies |
| Human Rights Concerns            | G    | 10    | No Controversies |
| Impact on Local Communities      | G    | 10    | No Controversies |
| Other (Human Rights & Community) | G    | 10    | No Controversies |

## LABOR RIGHTS &amp; SUPPLY CHAIN CONTROVERSIES G 10

| Indicators                           | Flag | Score | Assessment       |
|--------------------------------------|------|-------|------------------|
| Child Labor                          | G    | 10    | No Controversies |
| Collective Bargaining & Union        | G    | 10    | No Controversies |
| Discrimination & Workforce Diversity | G    | 10    | No Controversies |
| Health & Safety                      | G    | 10    | No Controversies |
| Labor Management Relations           | G    | 10    | No Controversies |
| Supply Chain Labor Standards         | G    | 10    | No Controversies |
| Other (Labor Rights & Supply Chain)  | G    | 10    | No Controversies |

\* For symbols and terms used in this report, refer to the "Glossary of Symbols and Terms" section.

|            |                 |
|------------|-----------------|
| Governance | Controversies   |
|            | <div>G</div> 10 |

GOVERNANCE CONTROVERSIES

G

10

| Indicators                | Flag         | Score | Assessment       |
|---------------------------|--------------|-------|------------------|
| Bribery & Fraud           | <div>G</div> | 10    | No Controversies |
| Controversial Investments | <div>G</div> | 10    | No Controversies |
| Governance Structures     | <div>G</div> | 10    | No Controversies |
| Other (Governance)        | <div>G</div> | 10    | No Controversies |

\* For symbols and terms used in this report, refer to the "Glossary of Symbols and Terms" section.

## PERFORMANCE SUMMARY

|  | Flag | Score | Assessment       |
|--|------|-------|------------------|
| <b>Environment</b>                     | G    | 10    |                  |
| Biodiversity & Land Use                | G    | 10    | No Controversies |
| Energy & Climate Change                | G    | 10    | No Controversies |
| Operational Waste (Non-Hazardous)      | G    | 10    | No Controversies |
| Supply Chain Management                | G    | 10    | No Controversies |
| Toxic Emissions & Waste                | G    | 10    | No Controversies |
| Water Stress                           | G    | 10    | No Controversies |
| Other (Environment)                    | G    | 10    | No Controversies |
| <b>Social</b>                          | G    | 10    |                  |
| <b>Customers</b>                       | G    | 10    |                  |
| Anticompetitive Practices              | G    | 10    | No Controversies |
| Customer Relations                     | G    | 10    | No Controversies |
| Marketing & Advertising                | G    | 10    | No Controversies |
| Privacy & Data Security                | G    | 10    | No Controversies |
| Product Safety & Quality               | G    | 10    | No Controversies |
| Other (Customers)                      | G    | 10    | No Controversies |
| <b>Human Rights &amp; Community</b>    | G    | 10    |                  |
| Civil Liberties                        | G    | 10    | No Controversies |
| Human Rights Concerns                  | G    | 10    | No Controversies |
| Impact on Local Communities            | G    | 10    | No Controversies |
| Other (Human Rights & Community)       | G    | 10    | No Controversies |
| <b>Labor Rights &amp; Supply Chain</b> | G    | 10    |                  |
| Child Labor                            | G    | 10    | No Controversies |
| Collective Bargaining & Union          | G    | 10    | No Controversies |
| Discrimination & Workforce Diversity   | G    | 10    | No Controversies |
| Health & Safety                        | G    | 10    | No Controversies |
| Labor Management Relations             | G    | 10    | No Controversies |
| Supply Chain Labor Standards           | G    | 10    | No Controversies |
| Other (Labor Rights & Supply Chain)    | G    | 10    | No Controversies |
| <b>Governance</b>                      | G    | 10    |                  |
| Bribery & Fraud                        | G    | 10    | No Controversies |
| Controversial Investments              | G    | 10    | No Controversies |
| Governance Structures                  | G    | 10    | No Controversies |
| Other (Governance)                     | G    | 10    | No Controversies |

\* For symbols and terms used in this report, refer to the "Glossary of Symbols and Terms" section.

GLOSSARY OF SYMBOLS & TERMS

The following are short definitions of some of the symbols and terms used in this report. Please refer to the methodology document for more information.

**INDICATOR LEVEL SCORE:** When there are three or more non-Minor assessed controversies, indicating a pattern, the Indicator Score is 1 point lower than the lowest assessed controversy case. If the lowest scored controversy case is 1, no additional points are deducted from the Indicator Score.





**LAST UPDATE:** Available on Page 1, LAST UPDATE indicates the date a substantive update was made to the company report, either to one or multiple controversy cases. MSCI ESG Research monitors the news on a regular basis (See MEDIA REVIEW PROCESS), but the date is updated on the report only when changes are made to the data.

**MEDIA REVIEW PROCESS:** MSCI ESG Research reviews major global news publications daily for significant controversies that concern companies in the MSCI coverage universe. In addition, on a weekly basis MSCI ESG Research reviews important regional news publications. Finally on a monthly basis, the MSCI ESG Research team reviews an additional set of important local and other general news publications, business news sources, and industry and trade periodicals, and other publications that have been identified as important sources of ESG performance information. Updates to company reports are prioritized by company size and the assessment level of existing controversies.

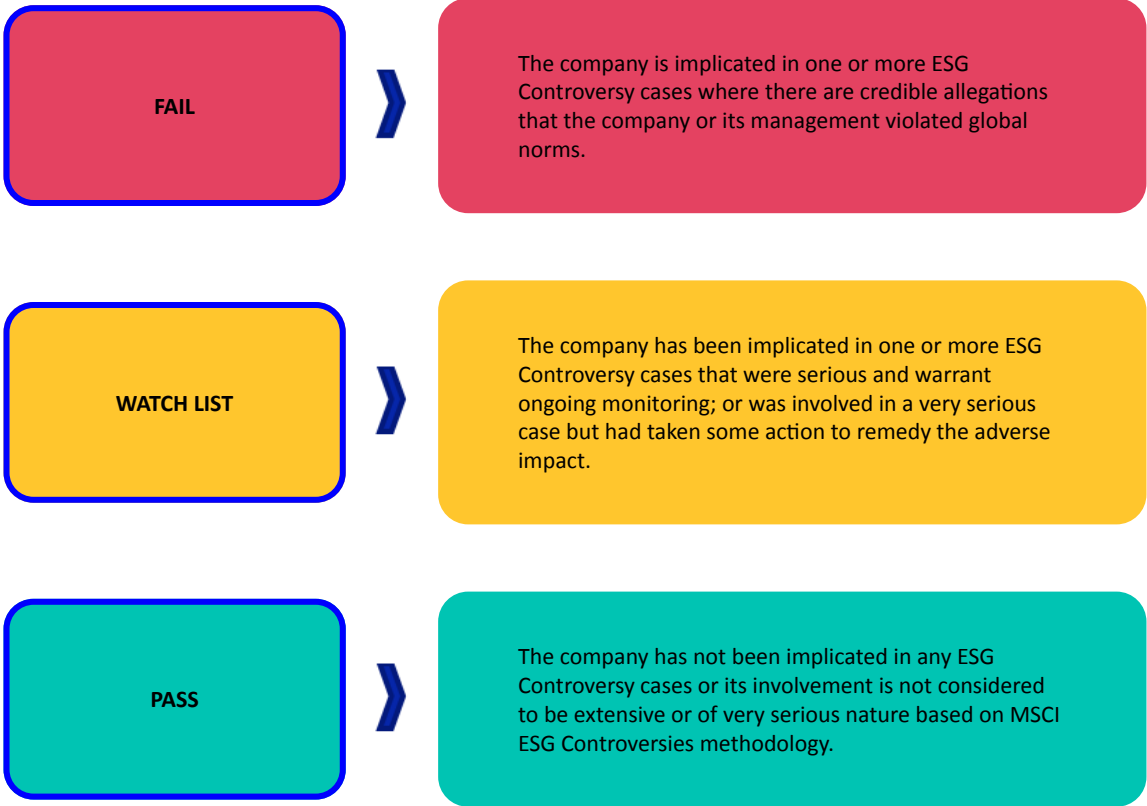
**LAST REVIEWED:** Available for each controversy case, the LAST REVIEWED date is the date of the most recent information related to the controversy.

OVERALL PERFORMANCE: SCORE AND FLAG:

Each company receives an overall score and flag based on our assessment of performance across the three pillars (E, S, and G), with the score driven by the lowest scoring indicator.

| Company Flag  | Flag Description   |
|---|--|
|  | <b>Red Flag:</b> indicates that a company is directly involved in one or more very severe controversies that has not yet been remediated   |
|  | <b>Orange Flag:</b> indicates that a company has either settled most of the stakeholders' concerns related to its involvement to a very severe controversy or continues to be involved in a very severe controversy related to its business partners or directly involved in one or more severe cases. |
|  | <b>Yellow Flag:</b> indicates that a company has either settled most or all of stakeholders' concerns related to its involvement in severe or very severe controversy cases, or is directly implicated in one or more cases that are considered to be of moderate severity                             |
|  | <b>Green Flag:</b> indicates that a company is not directly involved in any major controversies, but may be implicated in some minor incidents or practices with potential adverse impact.   |

GLOBAL COMPACT ALIGNMENT SIGNALS:



*Disclaimer: The United Nations Global Compact does not sponsor, endorse, review or otherwise express any opinion regarding MSCI ESG Research’s products or services.*

## CONTACT US

[esgclientservice@msci.com](mailto:esgclientservice@msci.com)

## Americas

+1.212.804.5299

## Europe, Middle East &amp; Africa

+44.20.7618.2510

## Asia Pacific

+612.9033.9339

## NOTICE AND DISCLAIMER

- This document and all of the information contained in it, including without limitation all text, data, graphs, charts (collectively, the "Information") is the property of MSCI Inc. or its subsidiaries (collectively, "MSCI"), or MSCI's licensors, direct or indirect suppliers or any third party involved in making or compiling any information (collectively, with MSCI, the "Information Providers") and is provided for informational purposes only. The Information may not be modified, reverse-engineered, reproduced or disseminated in whole or in part without prior written permission from MSCI. All rights in the Information are reserved by MSCI and/or its Information Providers.
- The Information may not be used to create derivative works or to verify or correct other data or information. For example (but without limitation), the Information may not be used to create indexes, databases, risk models, analytics, software, or in connection with the issuing, offering, sponsoring, managing or marketing of any securities, portfolios, financial products or other investment vehicles utilizing or based on, linked to, tracking or otherwise derived from the Information or any other MSCI data, information, products or services.
- The user of the Information assumes the entire risk of any use it may make or permit to be made of the Information. NONE OF THE INFORMATION PROVIDERS MAKES ANY EXPRESS OR IMPLIED WARRANTIES OR REPRESENTATIONS WITH RESPECT TO THE INFORMATION (OR THE RESULTS TO BE OBTAINED BY THE USE THEREOF), AND TO THE MAXIMUM EXTENT PERMITTED BY APPLICABLE LAW, EACH INFORMATION PROVIDER EXPRESSLY DISCLAIMS ALL IMPLIED WARRANTIES (INCLUDING, WITHOUT LIMITATION, ANY IMPLIED WARRANTIES OF ORIGINALITY, ACCURACY, TIMELINESS, NON-INFRINGEMENT, COMPLETENESS, MERCHANTABILITY AND FITNESS FOR A PARTICULAR PURPOSE) WITH RESPECT TO ANY OF THE INFORMATION.
- Without limiting any of the foregoing and to the maximum extent permitted by applicable law, in no event shall any Information Provider have any liability regarding any of the Information for any direct, indirect, special, punitive, consequential (including lost profits) or any other damages even if notified of the possibility of such damages. The foregoing shall not exclude or limit any liability that may not be by applicable law be excluded or limited, including without limitation (as applicable), any liability for death or personal injury to the extent that such injury results from the negligence or willful default of itself, its servants, agents or sub-contractors.
- Information containing any historical information, data or analysis should not be taken as an indication or guarantee of any future performance, analysis, forecast or prediction. Past performance does not guarantee future results.
- The Information should not be relied on and is not a substitute for the skill, judgment and experience of the user, its management, employees, advisors and/or clients when making investment and other business decisions. All Information is impersonal and not tailored to the needs of any person, entity or group of persons.
- None of the Information constitutes an offer to sell (or a solicitation of an offer to buy), any security, financial product or other investment vehicle or any trading strategy.
- It is not possible to invest directly in an index. Exposure to an asset class or trading strategy or other category represented by an index is only available through third party investable instruments (if any) based on that index. MSCI does not issue, sponsor, endorse, market, offer, review or otherwise express any opinion regarding any fund, ETF, derivative or other security, investment, financial product or trading strategy that is based on, linked to or seeks to provide an investment return related to the performance of any MSCI index (collectively, "Index Linked Investments"). MSCI makes no assurance that any Index Linked Investments will accurately track index performance or provide positive investment returns. MSCI Inc. is not an investment adviser or fiduciary and MSCI makes no representation regarding the advisability of investing in any Index Linked Investments.
- Index returns do not represent the results of actual trading of investible assets/securities. MSCI maintains and calculates indexes, but does not manage actual assets. The calculation of indexes and index returns may deviate from the stated methodology. Index returns do not reflect payment of any sales charges or fees an investor may pay to purchase the securities underlying the index or Index Linked Investments. The imposition of these fees and charges would cause the performance of an Index Linked Investment to be different than the MSCI index performance.
- The Information may contain back tested data. Back-tested performance is not actual performance, but is hypothetical. There are frequently material differences between back tested performance results and actual results subsequently achieved by any investment strategy.
- Constituents of MSCI equity indexes are listed companies, which are included in or excluded from the indexes according to the application of the relevant index methodologies. Accordingly, constituents in MSCI equity indexes may include MSCI Inc., clients of MSCI or suppliers to MSCI. Inclusion of a security within an MSCI index is not a recommendation by MSCI to buy, sell, or hold such security, nor is it considered to be investment advice.
- Data and information produced by various affiliates of MSCI Inc., including MSCI ESG Research LLC and Barra LLC, may be used in calculating certain MSCI indexes. More information can be found in the relevant index methodologies on [www.msci.com](http://www.msci.com).
- MSCI receives compensation in connection with licensing its indexes to third parties. MSCI Inc.'s revenue includes fees based on assets in Index Linked Investments. Information can be found in MSCI Inc.'s company filings on the Investor Relations section of [msci.com](http://msci.com).
- MSCI ESG Research LLC is a Registered Investment Adviser under the Investment Advisers Act of 1940 and a subsidiary of MSCI Inc. Neither MSCI nor any of its products or services recommends, endorses, approves or otherwise expresses any opinion regarding any issuer, securities, financial products or instruments or trading strategies and MSCI's products or services are not a recommendation to make (or refrain from making) any kind of investment decision and may not be relied on as such, provided that applicable products or services from MSCI ESG Research may constitute investment advice. MSCI ESG Research materials, including materials utilized in any MSCI ESG Indexes or other products, have not been submitted to, nor received approval from, the United States Securities and Exchange Commission or any other regulatory body. MSCI ESG and climate ratings, research and data are produced by MSCI ESG Research LLC, a subsidiary of MSCI Inc. MSCI ESG Indexes, Analytics and Real Estate are products of MSCI Inc. that utilize information from MSCI ESG Research LLC. MSCI Indexes are administered by MSCI Limited (UK).
- Please note that the issuers mentioned in MSCI ESG Research materials sometimes have commercial relationships with MSCI ESG Research and/or MSCI Inc. (collectively, "MSCI") and that these relationships create potential conflicts of interest. In some cases, the issuers or their affiliates purchase research or other products or services from one or more MSCI affiliates. In other cases, MSCI ESG Research rates financial products such as mutual funds or ETFs that are managed by MSCI's clients or their affiliates, or are based on MSCI Inc. Indexes. In addition, constituents in MSCI Inc. equity indexes include companies that subscribe to MSCI products or services. In some cases, MSCI clients pay fees based in whole or part on the assets they manage. MSCI ESG Research has taken a number of steps to mitigate potential conflicts of interest and safeguard the integrity and independence of its research and ratings. More information about these conflict mitigation measures is available in our Form ADV, available at <https://adviserinfo.sec.gov/firm/summary/169222>
- Any use of or access to products, services or information of MSCI requires a license from MSCI. MSCI, Barra, RiskMetrics, IPD and other MSCI brands and product names are the trademarks, service marks, or registered trademarks of MSCI or its subsidiaries in the United States and other jurisdictions. The Global Industry Classification Standard (GICS) was developed by and is the exclusive property of MSCI and S&P Global Market Intelligence. "Global Industry Classification Standard (GICS)" is a service mark of MSCI and S&P Global Market Intelligence.
- MIFID2/MIFIR notice: MSCI ESG Research LLC does not distribute or act as an intermediary for financial instruments or structured deposits, nor does it deal on its own account, provide execution services for others or manage client accounts. No MSCI ESG Research product or service supports, promotes or is intended to support or promote any such activity. MSCI ESG Research is an independent provider of ESG data.



- Privacy notice: For information about how MSCI collects and uses personal data, please refer to our Privacy Notice at <https://www.msci.com/privacy-pledge>.

## ABOUT MSCI ESG RESEARCH PRODUCTS AND SERVICES

MSCI ESG Research products and services are provided by MSCI ESG Research LLC, and are designed to provide in-depth research, ratings and analysis of environmental, social and governance-related business practices to companies worldwide. ESG ratings, data and analysis from MSCI ESG Research LLC are also used in the construction of the MSCI ESG Indexes. MSCI ESG Research LLC is a Registered Investment Adviser under the Investment Advisers Act of 1940 and a subsidiary of MSCI Inc.

## ABOUT MSCI

For more than 40 years, MSCI's research-based indexes and analytics have helped the world's leading investors build and manage better portfolios. Clients rely on our offerings for deeper insights into the drivers of performance and risk in their portfolios, broad asset class coverage and innovative research.

Our line of products and services includes indexes, analytical models, data, real estate benchmarks and ESG research.

MSCI serves 97 of the top 100 largest money managers, according to the most recent P&I ranking. For more information, visit us at [www.msci.com](http://www.msci.com)