

SHAREHOLDING PATTERN UNDER REGULATION 31 OF SECURITIES AND EXCHANGE BOARD OF INDIA (LISTING OBLIGATIONS AND DISCLOSURE REQUIREMENTS) REGULATIONS, 2015

POST ISSUE - FCCB

- 1 Name of Listed Entity : **SUZLON ENERGY LIMITED [CIN: L40100GJ1995PLC025447]**
- 2 Scrip Code : 532667 (BSE)
- Name of Scrip: : SUZLON (NSE)
- Class of Security: : Equity Shares of Rs.2 each
- 3 Shareholding Pattern filed under Reg. 31(1)(a) / 31(1)(b) / 31(1)(c) : **31(1)(c)**
- a. If under 31(1)(b) then indicate the report for quarter ending: : Not applicable
- b. If under 31(1)(c) then indicate the date of allotment / extinguishment: : **August 12, 2017 (based on beneficiary position as on June 30, 2017)**
- 4 Declarations: :
- S.N. Particulars : Yes / No
- i) Whether the Company has issued any partly paid up shares? : No
- ii) Whether the Company has issued any Convertible Securities or Warrants? : Yes
- The outstanding balances of FCCBs under various tranches issued by the Company are as under:**
- Tranche** **Outstanding Amount (USD)**
- USD 546,916,000 Step-up Convertible Bonds due 2019 : **17,20,02,000**
- iii) Whether the Company has any shares against which depository receipts are issued? : Yes
- iv) Whether the Company has any shares in lock-in? : No
- v) Whether any shares held by promoters are pledged or otherwise encumbered? : Yes

TABLE I - SUMMARY STATEMENT HOLDING OF SPECIFIED SECURITIES

Category code	Category of shareholder	No. of shareholders	No. of fully paid up equity shares held	No. of partly paid up equity shares held	No. of shares underlying DRs	Total no. of equity shares held	Share-holding as a % of total no. of shares [as a % of A+B+C2]	No. of Voting Rights held in each class of securities			No. of shares under-lying o/s conv. Sec. (incl. warrant)	Share-holding as a % assuming full conv. of conv. sec (as a % of diluted cap. i.e. A+B+C2)	No. of locked in shares		No. of shares pledged or otherwise encumbered		No. of equity shares held in demat form
								Class X - Equity	Class Y	Total as a % of Total Voting rights i.e. [as a % of A+B+C]			No. (a)	As a % of total shares held (b)	No. (a)	As a % of total shares held (b)	
(i)	(ii)	(iii)	(iv)	(v)	(vi)	(vii) = (iv)+(v)+(vi)	(viii)	(ix)			(x)	(xi) = (vii)+(x)	(xii)		(xiii)		xiv
(A)	Promoter and Promoter Group	30	1052784456	0	0	1052784456	19.82	1052784456	0	19.79	0	17.60	0	0.00	1046310914	99.39	1052784456
(B)	Public	1013213	4257942401	0	0	4257942401	80.18	4257942401	0	80.04	670040150	82.40	0	0.00	NA	NA	4257877287
(C)	Non Promoter Non Public																
(C1)	Shares underlying Depository Receipts (DRs)	1	0	0	9047264	9047264	NA	9047264	0	0.17	0	0	0	0	NA	NA	9047264
(C2)	Shares held by Employee Trusts	0	0	0	0	0	0.00	0	0	0.00	0	0	0	0	NA	NA	0
	Total [A+B+C]	1013244	5310726857	0	9047264	5319774121	100.00	5319774121	0	100.00	670040150	100.00	0	0.00	1046310914	19.67	5319709007

For Suzlon Energy Limited

HAKAMUVA
Company Secretary




TABLE II - STATEMENT SHOWING SHAREHOLDING PATTERN OF THE PROMOTER AND PROMOTER GROUP

Category code	Category of shareholder	PAN	No. of shareholders	No. of fully paid up equity shares held	No. of partly paid up equity shares held	No. of shares underlying DRs	Total no. of equity shares held	Shareholding as a % of total no. of shares [as a % of A+B+C2]	No. of Voting Rights held in each class of securities			No. of shares under-lying o/s conv. Sec. (incl. warrant)	Shareholding as a % assuming full conv. of conv. sec. (as a % of diluted cap i.e. A+B+C2)	No. of locked in shares		No. of shares pledged or otherwise encumbered		No. of equity shares held in demat form	
									Class X - Equity	Class Y	Total as a % of Total Voting rights i.e. [as a % of A+B+C]			No. (a)	As a % of total shares held (b)	No. (a)	As a % of total shares held (b)		
(1)	(i)	(ii)	(iii)	(iv)	(v)	(vi)	(vii = iv+v+vi)	(viii)	(ix)			(x)	(xi = vii+x)	(xii)		(xiii)		(xiv)	
(a)	Indian																		
	Individuals / HUFs																		
1	Tulsi R.Tanti	AARPT6363J	1	3905000	0	0	3905000	0.07	3905000	0	0.07	0	0.07	0	0	3904253	99.98	3905000	
2	Gita T. Tanti	AASPT6380Q	1	64512000	0	0	64512000	1.21	64512000	0	1.21	0	1.08	0	0	64512000	100.00	64512000	
3	Tulsi R.Tanti as karta of Tulsi Ranchhodbhai HUF	AAAHT4207Q	1	18000000	0	0	18000000	0.34	18000000	0	0.34	0	0.30	0	0	18000000	100.00	18000000	
4	Tulsi R.Tanti as karta of Ranchhodbhai Ramjibhai HUF	AAAHT4206R	1	42570000	0	0	42570000	0.80	42570000	0	0.80	0	0.71	0	0	36697082	86.20	42570000	
5	Tulsi R.Tanti J/w. Vinod R.Tanti J/w. Jitendra R.Tanti	AAATR1895E	1	42660000	0	0	42660000	0.80	42660000	0	0.80	0	0.71	0	0	42660000	100.00	42660000	
6	Vinod R.Tanti	AARPT6367N	1	11367000	0	0	11367000	0.21	11367000	0	0.21	0	0.19	0	0	11367000	100.00	11367000	
7	Jitendra R.Tanti	AARPT6364R	1	12400000	0	0	12400000	0.23	12400000	0	0.23	0	0.21	0	0	12400000	100.00	12400000	
8	Sangita V.Tanti	AARPT6365Q	1	70182000	0	0	70182000	1.32	70182000	0	1.32	0	1.17	0	0	70182000	100.00	70182000	
9	Lina J.Tanti	AARPT6366P	1	70182000	0	0	70182000	1.32	70182000	0	1.32	0	1.17	0	0	70182000	100.00	70182000	
10	Rambhoben Ukabhai	AASPT6381R	1	3000	0	0	3000	0.00	3000	0	0.00	0	0.00	0	0	0	0.00	3000	
11	Vinod R.Tanti as karta of Vinod Ranchhodbhai HUF	AAAHT4200K	2	18900000	0	0	18900000	0.36	18900000	0	0.36	0	0.32	0	0	18900000	100.00	18900000	
12	Jitendra R.Tanti as karta of Jitendra Ranchhodbhai HUF	AAAHT4199P	2	12723000	0	0	12723000	0.24	12723000	0	0.24	0	0.21	0	0	12723000	100.00	12723000	
13	Pranav T.Tanti	ADJPT9753B	2	59067000	0	0	59067000	1.11	59067000	0	1.11	0	0.99	0	0	59067000	100.00	59067000	
14	Nidhi T.Tanti	ADJPT9754G	1	3052000	0	0	3052000	0.06	3052000	0	0.06	0	0.05	0	0	3000000	98.30	3052000	
15	Rajan V.Tanti	AFIPT0671F	1	16605000	0	0	16605000	0.31	16605000	0	0.31	0	0.28	0	0	16600000	99.97	16605000	
16	Brij J.Tanti	AFIPT4629M	1	37117000	0	0	37117000	0.70	37117000	0	0.70	0	0.62	0	0	37100000	99.95	37117000	
17	Trisha J.Tanti	AFIPT4641R	1	15120000	0	0	15120000	0.28	15120000	0	0.28	0	0.25	0	0	15100000	99.87	15120000	
18	Girish R.Tanti	ABFPT3310E	2	100019000	0	0	100019000	1.88	100019000	0	1.88	0	1.67	0	0	100018711	100.00	100019000	
(b)	Central Govt. / State Govt.		0	0	0	0	0	0.00	0	0	0.00	0	0.00	0	0	0	0.00	0	
(c)	Financial Institutions / Banks		0	0	0	0	0	0.00	0	0	0.00	0	0.00	0	0	0	0.00	0	
(d)	Any other (specify)		0	0	0	0	0	0.00	0	0	0.00	0	0.00	0	0	0	0.00	0	
i)	Bodies Corporate																		
1	Tanti Holdings Pvt. Ltd.	AACCS1420K	4	158901093	0	0	158901093	2.99	158901093	0	2.99	0	2.66	0	0	158400000	99.68	158901093	
2	Sugati Holdings Pvt. Ltd.	AAJCS3009H	2	262497868	0	0	262497868	4.94	262497868	0	4.93	0	4.39	0	0.00	262497868	100.00	262497868	
3	Samanvaya Holdings Pvt.Ltd.	AAJCS3004L	2	33001495	0	0	33001495	0.62	33001495	0	0.62	0	0.55	0	0	33000000	100.00	33001495	
	Sub-Total (A1)		30	1052784456	0	0	1052784456	19.82	1052784456	0	19.79	0	17.60	0	0.00	1046310914	99.39	1052784456	
2	Foreign																		
(a)	Individuals/NRIs/Foreign Individuals		0	0	0	0	0	0.00	0	0	0.00	0	0.00	0	0	0	0.00	0	
(b)	Government		0	0	0	0	0	0.00	0	0	0.00	0	0.00	0	0	0	0.00	0	
(c)	Institutions		0	0	0	0	0	0.00	0	0	0.00	0	0.00	0	0	0	0.00	0	
(d)	Foreign Portfolio Investor		0	0	0	0	0	0.00	0	0	0.00	0	0.00	0	0	0	0.00	0	
(e)	Any other (specify)		0	0	0	0	0	0.00	0	0	0.00	0	0.00	0	0	0	0.00	0	
	Sub-Total (A2)		0	0	0	0	0	0.00	0	0	0.00	0	0.00	0	0	0	0.00	0	
	Total Promoters [A = A1 + A2]		30	1052784456	0	0	1052784456	19.82	1052784456	0	19.79	0	17.60	0	0.00	1046310914	99.39	1052784456	



TABLE III - STATEMENT SHOWING SHAREHOLDING PATTERN OF THE PUBLIC SHAREHOLDERS

Category code	Category of shareholder	PAN	No. of shareholders	No. of fully paid up equity shares held	No. of partly paid up equity shares held	No. of shares underlying DRs	Total no. of equity shares held	Share-holding as a % of total no. of shares [as a % of A+B+C2]	No. of Voting Rights held in each class of securities			No. of shares underlying o/s conv. Sec. (incl. warrant)	Share-holding as a % assuming full conv. of conv. sec (as a % of diluted cap. i.e. A+B+C2)	No. of locked in shares		No. of shares pledged or otherwise encumbered		No. of equity shares held in demat form
									Class X - Equity	Class Y	Total as a % of Total Voting rights i.e. [as a % of A+B+C]			No. (a)	As a % of total shares held (b)	No. (a)	As a % of total shares held (b)	
(1)	(I)	(II)	(III)	(IV)	(V)	(VI)	(VII = IV+V+VI)	(VIII)	(IX)	(X)	(XI = VII+X)	(XII)	(XIII)	(XIV)				
(a)	Mutual Funds		25	49024422	0	0	49024422	0.92	49024422	0	0.92	0	0.82	0	0.00	NA	NA	49024422
(b)	Venture Capital Funds		0	0	0	0	0	0.00	0	0	0.00	0	0.00	0	0.00	NA	NA	0
(c)	Alternate Investment Funds		0	0	0	0	0	0.00	0	0	0.00	0	0.00	0	0.00	NA	NA	0
(d)	Foreign Venture Capital investor		0	0	0	0	0	0.00	0	0	0.00	0	0.00	0	0.00	NA	NA	0
(e)	Foreign Portfolio Investors		133	766409368	0	0	766409368	14.43	766409368	0	14.41	670040150	24.02	0	0.00	NA	NA	766409368
	BLACKROCK GLOBAL FUNDS ASIAN DRAGON FUND	AAACM3443L	1	56816825	0	0	56816825	1.07	56816825	0	1.07	0	0.95	0	0.00	NA	NA	56816825
	HSBC GLOBAL INVESTMENT FUNDS - ASIA EX JAPAN EQUITY SMALLER COMPANIES	AADCH8950Q	1	68759721	0	0	68759721	1.29	68759721	0	1.29	0	1.15	0	0.00	NA	NA	68759721
	COWELL & LEE INVESTMENT (MAURITIUS) LIMITED	AAECC9969K	1	132986172	0	0	132986172	2.50	132986172	0	2.50	0	2.22	0	0.00	NA	NA	132986172
	BNP PARIBAS ARBITRAGE SNC	AAGF85324G	1	79586015	0	0	79586015	1.50	79586015	0	1.50	0	1.33	0	0.00	NA	NA	79586015
(f)	Financial Institutions / Banks		24	222983511	0	0	222983511	4.20	222983511	0	4.19	0	3.73	0	0.00	NA	NA	222983511
(g)	Insurance Companies		2	90232017	0	0	90232017	1.70	90232017	0	1.70	0	1.51	0	0.00	NA	NA	90232017
	LIFE INSURANCE CORPORATION OF INDIA	AAACL0582H	1	89932017	0	0	89932017	1.69	89932017	0	1.69	0	1.50	0	0.00	NA	NA	89932017
(h)	Any Other (specify)		0	0	0	0	0	0.00	0	0	0.00	0	0.00	0	0.00	NA	NA	0
	Sub-Total (B1)		184	1128649318	0	0	1128649318	21.25	1128649318	0	21.22	670040150	30.07	0	0	NA	NA	1128649318
(2)	Central Govt. / State Govt. (B2)		0	0	0	0	0	0.00	0	0	0.00	0	0.00	0	0.00	NA	NA	0
(3)	Non-institutions																	
(a)	Individuals																	
(i)	Individuals and HUFs holding nominal capital up to Rs.2 Lacs		997307	1231346379	0	0	1231346379	23.19	1231346379	0	23.15	0	20.59	0	0.00	NA	NA	1231281265
(ii)	Individuals and HUFs holding nominal capital in excess of Rs.2 Lacs		1224	621265786	0	0	621265786	11.70	621265786	0	11.68	0	10.39	0	0.00	NA	NA	621265786
	Vibha D.Shanghvi	ANIP52068P	1	68000000	0	0	68000000	1.28	68000000	0	1.28	0	1.14	0	0.00	NA	NA	68000000
	Aalek Dilip Shanghvi	AXLP54835P	1	68000000	0	0	68000000	1.28	68000000	0	1.28	0	1.14	0	0.00	NA	NA	68000000
	Vidhi D.Shanghvi	BCMP50940L	1	68000000	0	0	68000000	1.28	68000000	0	1.28	0	1.14	0	0.00	NA	NA	68000000
(b)	NBFCs registered with RBI		22	1867936	0	0	1867936	0.04	1867936	0	0.04	0	0.03	0	0.00	NA	NA	1867936
(c)	Employee Trusts		0	0	0	0	0	0.00	0	0	0.00	0	0.00	0	0.00	NA	NA	0
(d)	Overseas Depositories (holding DRs) (bal figure)		0	0	0	0	0	0.00	0	0	0.00	0	0.00	0	0.00	NA	NA	0
(e)	Any Other (specify)																	




TABLE III - STATEMENT SHOWING SHAREHOLDING PATTERN OF THE PUBLIC SHAREHOLDERS

Category code	Category of shareholder	PAN	No. of shareholders	No. of fully paid up equity shares held	No. of partly paid up equity shares held	No. of shares underlying DRs	Total no. of equity shares held	Shareholding as a % of total no. of shares [as a % of A+B+C]	No. of Voting Rights held in each class of securities			No. of shares underlying o/s conv. Sec. (incl. warrant)	Shareholding as a % assuming full conv. of conv. sec (as a % of diluted cap.i.e A+B+C2)	No. of locked in shares		No. of shares pledged or otherwise encumbered		No. of equity shares held in demat form
									Class X - Equity	Class Y	Total as a % of Total Voting rights i.e. (as a % of A+B+C)			No. (a)	As a % of total shares held (b)	No. (a)	As a % of total shares held (b)	
	(I)	(II)	(III)	(IV)	(V)	(VI)	(VII = IV+V+VI)	(VIII)	(IX)	(X)	(XI = VII+X)	(XII)	(XIII)	(XIV)				
	Bodies Corporate		4075	1083745255	0	0	1083745255	20.41	1083745255	0	20.37	0	18.12	0	0.00	NA	NA	1083745255
	Cannon Realty Pvt. Ltd. /w. Sun Fastfin Services Pvt. Ltd. in the capacity of partners of M/s. GEE SIX Enterprises	AAQFG4147A	1	138300000	0	0	138300000	2.60	138300000	0	2.60	0	2.31	0	0.00	NA	NA	138300000
	Aditya Medisales Ltd. /w. Unimed Investments Ltd. /w. Ms. Vidhi Shanghvi in the capacity of partners of M/s. Expert Vision	AAFFE0862H	1	55000000	0	0	55000000	1.04	55000000	0	1.03	0	0.92	0	0.00	NA	NA	55000000
	Neostar Developers LLP	AAIFN7102C	1	85000000	0	0	85000000	1.60	85000000	0	1.60	0	1.42	0	0.00	NA	NA	85000000
	Real Gold Developers LLP	AAAMFR2044P	1	85000000	0	0	85000000	1.60	85000000	0	1.60	0	1.42	0	0.00	NA	NA	85000000
	Tejaskiran Pharmachem Industries Pvt. Ltd. /w. Virtuous Finance Pvt. Ltd. /w. Aalok D. Shanghvi in the capacity of partners of M/s. Goldenstar Enterprises	AAOFG0104D	1	100900000	0	0	100900000	1.90	100900000	0	1.90	0	1.69	0	0.00	NA	NA	100900000
	Viditi Investment Pvt. Ltd. /w. Virtuous Share Investments Pvt. Ltd. /w. Vibha Shanghvi in the capacity of partners of M/s. Pioneer Resources	AAQFP8544A	1	100900000	0	0	100900000	1.90	100900000	0	1.90	0	1.69	0	0.00	NA	NA	100900000
	Suraasha Buildwell LLP	ABTFS2875D	1	110000000	0	0	110000000	2.07	110000000	0	2.07	0	1.84	0	0.00	NA	NA	110000000
	Family Investment Pvt. Ltd. /w. Quality Investment Pvt. Ltd. /w. Kumud S. Shanghvi in the capacity of partners of M/s. Sunrise Associates	ACSFS9818G	1	100900000	0	0	100900000	1.90	100900000	0	1.90	0	1.69	0	0.00	NA	NA	100900000
	Clearing Members		527	58918307	0	0	58918307	1.11	58918307	0	1.11	0	0.99	0	0.00	NA	NA	58918307
	Trusts		27	3399455	0	0	3399455	0.06	3399455	0	0.06	0	0.06	0	0.00	NA	NA	3399455
	Non Resident Indians		7092	61356583	0	0	61356583	1.16	61356583	0	1.15	0	1.03	0	0.00	NA	NA	61356583
	Non Resident Indians Non Repatriable		2742	15874854	0	0	15874854	0.30	15874854	0	0.30	0	0.27	0	0.00	NA	NA	15874854
	Foreign Corporate Bodies		5	51440528	0	0	51440528	0.97	51440528	0	0.97	0	0.85	0	0.00	NA	NA	51440528
	Foreign Nationals		8	78000	0	0	78000	0.00	78000	0	0.00	0	0.00	0	0.00	NA	NA	78000
	Sub-Total(e)		14476	1274812982	0	0	1274812982	24.00	1274812982	0	23.96	0	21.32	0	0.00	NA	NA	1274812982
	Sub-Total (B3)		1013029	3129293083	0	0	3129293083	58.92	3129293083	0	58.82	0	52.32	0	0.00	NA	NA	3129227969
	Total Public (B = B1+B2+B3)		1013213	4257942401	0	0	4257942401	80.18	4257942401	0	80.04	670040150	82.40	0	0.00	NA	NA	4257877287

Note: Names of all holders holding more than 1% of total number of shares are required to be given




TABLE III - STATEMENT SHOWING SHAREHOLDING PATTERN OF THE PUBLIC SHAREHOLDERS

Category code	Category of shareholder	PAN	No. of shareholders	No. of fully paid up equity shares held	No. of partly paid up equity shares held	No. of shares underlying DRs	Total no. of equity shares held	Shareholding as a % of total no of shares (as a % of A+B+C2)	No. of Voting Rights held in each class of securities			No. of shares under lying o/s conv. Sec. (incl. warrant)	Shareholding as a % assuming full conv. of conv. sec (as a % of diluted cap i.e. A+B+C2)	No. of locked in shares		No. of shares pledged or otherwise encumbered		No. of equity shares held in demat form
									Class X - Equity	Class Y	Total as a % of Total Voting rights i.e (as a % of A+B+C)			No. (a)	As a % of total shares held (b)	No. (a)	As a % of total shares held (b)	
	(I)	(II)	(III)	(IV)	(V)	(VI)	(VII = IV+V+VI)	(VIII)	(IX)			(X)	(XI = VII-X)	(XII)	(XIII)		(XIV)	

Details of shareholders acting as persons in concert including their shareholding (No. and %)

Sr. No.	Name shareholders acting as persons acting in concert	No. of fully paid up equity shares held	Total as a % of A+B+C
1	Family Investment Pvt. Ltd. /w. Quality Investment Pvt. Ltd. /w. Kumud S. Shanghvi in the capacity of partners of M/s. Sunrise Associates	100900000	1.90
2	Tejaskiran Pharmachem Industries Pvt. Ltd. /w. Virtuous Finance Pvt. Ltd. /w. Aalok D. Shanghvi in the capacity of partners of M/s. Goldenstar Enterprises	100900000	1.90
3	Vidhi Investment Pvt. Ltd. /w. Virtuous Share Investments Pvt. Ltd. /w. Vibha Shanghvi in the capacity of partners of M/s. Pioneer Resources	100900000	1.90
4	Aditya Medisales Ltd /w. Unimed Investments Ltd. /w. Ms. Vidhi Shanghvi in the capacity of partners of M/s. Expert Vision	55000000	1.03
5	Aalok D. Shanghvi	68000000	1.28
6	Vibha Shanghvi	68000000	1.28
7	Vidhi D. Shanghvi	68000000	1.28
8	Neostar Developers LLP	85000000	1.60
9	Real Gold Developers LLP	85000000	1.60
10	Suraksha Buildwell LLP	110000000	2.07
11	Sudhir V. Valia	29295	0.00
12	Raksha S. Valia	25000	0.00
13	Vijay M. Parekh	5000000	0.09
14	Paresh M. Parekh	5000000	0.09
15	Cannon Realty Pvt. Ltd. /w. Sun Fastfin Services Pvt. Ltd. in the capacity of partners of M/s. GEE SIX Enterprises	138300000	2.60
	Total	990054295	18.61

Name of the shareholders who are persons acting in concert, if available shall be disclosed separately:

- The Promoter Group as defined under Regulation 2(1)(f) of Securities and Exchange Board of India (Substantial Acquisition of Shares and Takeovers Regulations, 2011. (SAST Regulations 2011) is as under:
Tulsi R.Tanti, Gita T.Tanti, Tulsi R.Tanti as karta of Tulsi Ranchhodhbhai HUF, Tulsi R.Tanti as karta of Ranchhodhbhai Ramjibhai HUF, Tulsi R.Tanti /w. Vinod R.Tanti /w. Jitendra R.Tanti, Tanti Holdings Private Limited, Vinod R.Tanti, Jitendra R.Tanti, Sangita V.Tanti, Lina J.Tanti, Rambhoben Ukabhai, Vinod R.Tanti as karta of Vinod Ranchhodhbhai HUF, Jitendra R.Tanti as karta of Jitendra Ranchhodhbhai HUF, Pranav T.Tanti, Nidhi T.Tanti, Rajan V.Tanti, Brij J.Tanti, Trisha J.Tanti, Girish R.Tanti, Sugati Holdings Private Limited and Samanvaya Holdings Private Limited.
- The Persons Acting in Concert (PACs), as defined in the SAST Regulations 2011 for the purpose of Regulation 10 of SAST Regulations, 2011 are as under:
Cannon Realty Pvt. Ltd. /w. Sun Fastfin Services Pvt. Ltd. in the capacity of partners of M/s. GEE SIX Enterprises, M/s. Sunrise Associates, M/s. Goldenstar Enterprises, M/s. Pioneer Resources, M/s. Expert Vision, Aalok D. Shanghvi, Vibha Shanghvi, Vidhi D. Shanghvi, Neostar Developers LLP, Real Gold Developers LLP, Suraksha Buildwell LLP, Sudhir V. Valia, Raksha S. Valia, Vijay M. Parekh and Paresh M. Parekh.
- PACs are acting in concert with the Promoter Group based on Clause 4.4 of the Shareholders Agreement entered into between the Promoter Group, PACs and the Company.



TABLE IV - STATEMENT SHOWING SHAREHOLDING PATTERN OF THE NON-PROMOTER - NON-PUBLIC SHAREHOLDER

Category code	Category of shareholder	PAN	No. of shareholders	No. of fully paid up equity shares held	No. of partly paid up equity shares held	No. of shares underlying DRs	Total no. of equity shares held	Share holding as a % of total no. of shares [as a % of A+B+C2]	No. of Voting Rights held in each class of securities			No. of shares under-lying o/s conv. Sec. (incl. warrant)	Share holding as a % assuming full conv. of conv. sec (as a % of diluted cap. i.e. A+B+C2)	No. of locked in shares		No. of shares pledged or otherwise encumbered		No. of equity shares held in demat form
									Class X - Equity	Class Y	Total as a % of Total Voting rights i.e. [as a % of A+B+C]			No. (a)	As a % of total shares held (b)	No. (a)	As a % of total shares held (b)	
	(i)	(ii)	(iii)	(iv)	(v)	(vi)	(vii) = (iv)+(v)+(vi)	(viii)	(ix)			(x)	(xi) = (xii)+(x)	(xiii)		(xiv)		(xv)
(1)	Custodian / DR Holder	-	1	9047264	0	0	9047264	0.17	9047264	0	0.17	0	0.00	0	0	NA	NA	9047264
(2)	Employee Benefit Trust under SEBI (Share based Employee Benefit) Regulations, 2014	-	0	0	0	0	0	0.00	0	0	0.00	0	0.00	0	0	NA	NA	0
	Total Non Promoter - Non Public Shareholding [C = C1 +C2]		1	9047264	0	0	9047264	0.17	9047264	0	0.17	0	0	0	0	NA	NA	9047264

Note: Names of all holders holding more than 1% of total number of shares are required to be given

