

(1)(a) STATEMENT SHOWING SHAREHOLDING PATTERN IN CLAUSE-35			
NAME OF THE COMPANY: SUZLON ENERGY LIMITED			
SCRIP CODE:	532667 (BSE)	Name of the Scrip: SUZLON (NSE)	
Class of Security:	Equity Shares of Rs.2 each		
QUARTER ENDED:	09-09-14		POST - ISSUE
Partly paid-up shares	No. of partly paid-up shares	As a % of total no. of partly paid-up shares	As a % of total no. of shares of the Company.
Held by promoter/promoter group	0	0	0
Held by Public	0	0	0
Total:	0	0	0
Outstanding convertible securities: (See note below)	No. of outstanding securities	As a % of total no. of outstanding convertible securities.	As a % of total no. of shares of the Company assuming full conversion of the convertible securities
Held by promoter/promoter group	0	0	0
Held by Public	0	0	0
Total:	0	0	0
Warrants:	No. of warrants	As a % of total no. of warrants	As a % of total no. of shares of the Company, assuming full conversion of warrants
Held by promoter/promoter group	0	0	0
Held by Public	0	0	0
Total:	0	0	0
Total paid-up capital of the Company, assuming full conversion of warrants and convertible securities	3055080340	0	100

Note:

Following are Outstanding Balances of Foreign Currency Convertible Bonds (FCCBs) under various tranches as on 09-09-14

Tranche	Outstanding Amount (USD)
USD 546,916,000 Step-up Convertible Bonds due 2019	477,507,000
USD 175,000,000 5% Convertible Bonds Due 2016	28,800,000

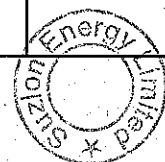


For Suzlon Energy Limited

H.A. Kanungo

Company Secretary

Name of the Company : SUZLON ENERGY LIMITED								
Symbol: SUZLON EQ / Scrip Code: 532667								POST - ISSUE
(I)(a) STATEMENT SHOWING SHAREHOLDING PATTERN								
Category code	Category of shareholder	Number of shareholders	Total number of shares (Rs. 2 each)	Number of shares held in dematerialised form (Rs. 2 each)	Total shareholding as a percentage (%) of total number of shares		Shares pledged or otherwise encumbered	
					As a % of (A+B)	As a % of (A+B+C)	Number of shares (Rs. 2 each)	As a %
(I)	(II)	(III)	(IV)	(V)	(VI)	(VII)	(VIII)	(IX)=(VIII)/(IV) *100
(A) PROMOTER AND PROMOTER GROUP								
(1) INDIAN								
(a)	Individuals / Hindu Undivided Family	18	598384000	598384000	19.64	19.59	598285964	99.98
(b)	Central Government / State Government(s)	0	0	0	0.00	0.00	0	0.00
(c)	Bodies Corporate	5	454400456	454400456	14.91	14.87	439360661	96.69
(d)	Financial Institutions / Banks	0	0	0	0.00	0.00	0	0.00
(e)	Any Other (Specify)	0	0	0	0.00	0.00	0	0.00
	Sub-Total A(1) :	23	1052784456	1052784456	34.55	34.46	1037646625	98.56
(2) FOREIGN								
(a)	Individuals (Non-Resident Individuals / Foreign Individuals)	0	0	0	0.00	0.00	0	0.00
(b)	Bodies Corporate	0	0	0	0.00	0.00	0	0.00
(c)	Institutions	0	0	0	0.00	0.00	0	0.00
(d)	Qualified Foreign Investor	0	0	0	0.00	0.00	0	0.00
(e)	Any Other (Specify)	0	0	0	0.00	0.00	0	0.00
	Sub-Total A(2) :	0	0	0	0.00	0.00	0	0.00
	Total shareholding of Promoter & Promoter Group A=A(1)+A(2)	23	1052784456	1052784456	34.55	34.46	1037646625	98.56
(B) PUBLIC SHAREHOLDING							NA	NA
(1) INSTITUTIONS								
(a)	Mutual Funds /UTI	19	29001351	29001351	0.95	0.95		
(b)	Financial Institutions / Banks	30	595927661	595927661	19.56	19.51		
(c)	Central Government / State Government(s)	0	0	0	0.00	0.00		
(d)	Venture Capital Funds	0	0	0	0.00	0.00		
(e)	Insurance Companies	2	81794012	81794012	2.68	2.68		
(f)	Foreign Institutional Investors	101	458648245	458648245	15.05	15.01		
(g)	Foreign Venture Capital Investors	0	0	0	0.00	0.00		
(h)	Qualified Foreign Investor	0	0	0	0.00	0.00		
(i)	Any Other	0	0	0	0.00	0.00		
	Sub-Total B(1) :	152	1165371269	1165371269	38.24	38.15		
(2) NON-INSTITUTIONS								
(a)	Bodies Corporate	3360	162399974	162399974	5.33	5.32		
(b)	Individuals							
	i. Individual shareholders holding nominal share capital up to Rs.1 Lac	866155	501798239	501760789	16.47	16.43		



Category code	Category of shareholder	Number of shareholders	Total number of shares (Rs. 2 each)	Number of shares held in dematerialised form (Rs. 2 each)	Total shareholding as a percentage (%) of total number of shares		Shares pledged or otherwise encumbered	
					As a % of (A+B)	As a % of (A+B+C)	Number of shares (Rs. 2 each)	As a %
(I)	(II)	(III)	(IV)	(V)	(VI)	(VII)	(VIII)	(IX)=(VIII)/(IV)*100
	ii. Individual shareholders holding nominal share capital in excess of Rs.1 Lac	691	126974639	126974639	4.17	4.16		
(c)	Qualified Foreign Investor	0	0	0	0.00	0.00		
(d)	Any Other							
	i. Non Resident Indians	7774	32343153	32343153	1.06	1.06		
	ii. Clearing Members	374	4402211	4402211	0.14	0.14		
	iii. Foreign Nationals	3	57000	57000	0.00	0.00		
	iv. Trusts	24	1134675	1134675	0.04	0.04		
	Sub-Total B(2) :	878381	829109891	829072441	27.21	27.14		
	Total Public shareholding B=B(1)+B(2) :	878533	1994481180	1994443710	65.45	65.28		
	Total (A+B) :	878556	3047265616	3047228166	100.00	99.74	1037646625	34.05
(C)	SHARES HELD BY CUSTODIANS AND AGAINST WHICH DEPOSITORY RECEIPTS HAVE BEEN ISSUED						NA	NA
(1)	Promoter and Promoter Group	0	0	0	NA	0.00		
(2)	Public	1	7814724	7814724	NA	0.26		
	GRAND TOTAL (A)+(B)+(C)	878557	3055080340	3055042890	NA	100.00	1037646625	33.96



Sr.No	Statement showing holding of securities (including shares, warrants, convertible securities) of persons belonging to the category "Promoter and Promoter Group"											
	Name of the Shareholder			Details of Shares held		Encumbered shares (*)		Details of Warrants			Details of convertible securities of the same class	
(i)	(ii)	(iii)	(iv)	(v)	(vi)=(v)/(iii)*100	(vii)	(viii)	(ix)	(x)	(xi)	(xii)	(xiii)
1	Tulsi R. Tanti	39060000	0.13%	3904253	99.98%	0	0	0.00	0	0.00	0.00	0.00
2	Gita T. Tanti	64512000	2.11%	64512000	100.00%	0	0	0.00	0	0.00	0.00	0.00
3	Tulsi R. Tanti as karta of Tulsi Ranchhodhbhai HUF	183000000	0.59%	180000000	100.00%	0	0	0.00	0	0.00	0.00	0.00
4	Tulsi R. Tanti as karta of Ranchhodhbhai Ranjibhai HUF	42570000	1.39%	42570000	100.00%	0	0	0.00	0	0.00	0.00	0.00
5	Tulsi R. Tanti Jw. Vinod R. Tanti Jw. Jitendra R. Tanti	42860000	1.40%	42860000	100.00%	0	0	0.00	0	0.00	0.00	0.00
6	Tanti Holdings Private Limited	15462693	5.08%	154400000	99.85%	0	0	0.00	0	0.00	0.00	0.00
7	Vinod R. Tanti	11367000	0.37%	11367000	100.00%	0	0	0.00	0	0.00	0.00	0.00
8	Jitendra R. Tanti	12400000	0.41%	12400000	100.00%	0	0	0.00	0	0.00	0.00	0.00
9	Sangita V. Tanti	70182000	2.30%	70182000	100.00%	0	0	0.00	0	0.00	0.00	0.00
10	Lina J. Tanti	70182000	2.30%	70182000	100.00%	0	0	0.00	0	0.00	0.00	0.00
11	Rambhoben Likabhai	3000	0.00%	0	0.00%	0	0	0.00	0	0.00	0.00	0.00
12	Vinod R. Tanti as karta of Vinod Ranchhodhbhai HUF	18900000	0.62%	18900000	100.00%	0	0	0.00	0	0.00	0.00	0.00
13	Jitendra R. Tanti as karta of Jitendra Ranchhodhbhai HUF	12723000	0.42%	12723000	100.00%	0	0	0.00	0	0.00	0.00	0.00
14	Priyav T. Tanti	59067000	1.93%	59067000	100.00%	0	0	0.00	0	0.00	0.00	0.00
15	Nidhi T. Tanti	3052000	0.10%	3000000	98.30%	0	0	0.00	0	0.00	0.00	0.00
16	Rajan V. Tanti	16605000	0.54%	16600000	99.97%	0	0	0.00	0	0.00	0.00	0.00
17	Brij J. Tanti	37117000	1.21%	37100000	99.95%	0	0	0.00	0	0.00	0.00	0.00
18	Trisha J. Tanti	15120000	0.49%	15100000	99.87%	0	0	0.00	0	0.00	0.00	0.00
19	Girish R. Tanti	100015000	3.27%	100018711	100.00%	0	0	0.00	0	0.00	0.00	0.00
20	Suruchi Holdings Private Limited	4275000	0.14%	4000000	93.57%	0	0	0.00	0	0.00	0.00	0.00
21	Sugati Holdings Private Limited	262497868	8.59%	247960661	94.46%	0	0	0.00	0	0.00	0.00	0.00
22	Samanvaya Holdings Private Limited	33001495	1.08%	33000000	100.00%	0	0	0.00	0	0.00	0.00	0.00
	TOTAL :	1052784456	34.46%	1037646625	98.56%	0	0	0.00	0	0.00	0.00	0.00




Statement showing holding of securities (including shares, warrants, convertible securities) of persons belonging to the category "Public" and holding more than 1% of the total number of shares									
Sr.No.	Name of the shareholder	Number of shares held	Shares as a percentage of total number of shares (i.e., Grand total (A)+(B)+(C) indicated in Statement at para (I)(a) above)	Number of warrants held	As a % of total number of warrants of the same class	Number of convertible securities held	% w.r.t total number of convertible securities of the same class	Total shares (including underlying shares assuming full conversion of warrants and convertible securities) as a % of diluted share capital)	
1	IDBI BANK LTD.	190498967	6.24	0	0.00	0	0.00	0.00	
2	STATE BANK OF INDIA	116754263	3.82	0	0.00	0	0.00	0.00	
3	LIFE INSURANCE CORPORATION OF INDIA	81494012	2.67	0	0.00	0	0.00	0.00	
4	PUNJAB NATIONAL BANK	56166883	1.90	0	0.00	0	0.00	0.00	
5	BANK OF BARODA	47054208	1.54	0	0.00	0	0.00	0.00	
6	INDIAN OVERSEAS BANK	45103645	1.48	0	0.00	0	0.00	0.00	
7	CENTRAL BANK OF INDIA	37269594	1.22	0	0.00	0	0.00	0.00	
8	MERRILL LYNCH CAPITAL MARKETS ESPANA S.A. SV	35271695	1.15	0	0.00	0	0.00	0.00	
9	DEUTSCHE BANK AG LONDON	53299733	1.74	0	0.00	0	0.00	0.00	
10	GOLDMAN SACHS INVESTMENTS (MAURITIUS) LTD.	55685697	1.82	0	0.00	0	0.00	0.00	
11	COWELL AND LEE INVESTMENT (MAURITIUS) LIMITED	50092706	1.64	0	0.00	0	0.00	0.00	
	TOTAL :	770693406	25.23	0	0.00	0	0.00	0.00	


Statement showing holding of securities (including shares, warrants, convertible securities) of persons (together with PAC) belonging to the category "Public" and holding more than 5% of the total number of shares of the company									
Sr.No.	Name(s) of the shareholder(s) and the Persons Acting in Concert (PAC) with them	Number of shares held	Shares as a percentage of total number of shares (i.e., Grand total (A)+(B)+(C) indicated in Statement at para (I)(a) above)	Number of warrants held	As a % of total number of warrants of the same class	Number of convertible securities held	% w.r.t total number of convertible securities of the same class	Total shares (including underlying shares assuming full conversion of warrants and convertible securities) as a % of diluted share capital)	
1	IDBI BANK LTD.	190498967	6.24	0	0.00	0	0.00	0.00	
	TOTAL :	190498967	6.24	0	0.00	0	0.00	0.00	

Statement showing details of Depository Receipts			
Sr.No.	Type of outstanding DR (ADRs, GDRs, SDRs, etc.)	Number of outstanding DRs	Number of shares underlying outstanding DRs as a percentage of total number of shares (i.e., Grand Total (A)+(B)+(C) indicated in Statement at para(I)(a) above)
1	Global Depository Receipts	1953681	0.26%
	TOTAL :	1953681	0.26%

Statement showing holding of Depository Receipts (DRs), where underlying shares held by Promoter / Promoter Group are in excess of 1% of the total number of shares			
Sr.No.	Name of DR Holder	Number of shares underlying outstanding DR (ADRs, GDRs, SDRs etc.)	Number of shares underlying outstanding DRs as a percentage of total number of shares (i.e., Grand Total (A)+(B)+(C) indicated in Statement at para(I)(a) above)
	Not Applicable	0	0.00%
	TOTAL :	0	0.00%



(f)(d) Sr.No.	Statement showing details of locked-in shares Name of the Shareholder	No. of locked-in shares of Rs.2 each	Locked-In shares as % of total no. of shares (i.e. Grand Total (A)+(B)+(C) indicated in
1	IDBI BANK LTD.	176499905	5.73%
2	STATE BANK OF INDIA	102375254	3.35%
3	PUNJAB NATIONAL BANK	51688525	1.69%
4	CENTRAL BANK OF INDIA	33274441	1.09%
5	BANK OF BARODA	40951937	1.34%
6	INDIAN OVERSEAS BANK	39125544	1.28%
7	EXPORT- IMPORT BANK OF INDIA	18915628	0.62%
8	AXIS BANK LIMITED	7568448	0.25%
9	ORIENTAL BANK OF COMMERCE	8169647	0.27%
10	STATE BANK OF PATIALA	10811758	0.35%
11	ICICI BANK LTD	4828794	0.18%
12	STATE BANK OF BIKANER AND JAIPUR	10116435	0.33%
13	DENA BANK	7185564	0.24%
14	BANK OF MAHARASHTRA	6573206	0.22%
15	CORPORATION BANK	4365131	0.14%
16	BANK OF INDIA	4359796	0.14%
17	UNION BANK OF INDIA	4564718	0.15%
18	LIFE INSURANCE CORPORATION OF INDIA	73141345	2.39%
19	SAMIMERU WINDFARMS PRIVATE LIMITED	27152642	0.89%
20	SUGATI HOLDINGS PRIVATE LIMITED	262497868	8.59%
21	VIJAY STEEL CORPORATION PVT. LTD.	1928396	0.06%
22	JIGAR J. SHAH	974198	0.03%
23	DEEPAK KUMAR SITARAM SINGH	1927396	0.06%
24	THE BOSTON CONSULTING GROUP (INDIA) PVT. LTD.	20177201	0.66%
25	SCHAEFFLER TECHNOLOGIES GMBH & CO. KG	6804740	0.22%
26	SANGHVI MOVERS LIMITED	6679389	0.22%
27	SIMMS ENGINEERING PRIVATE LIMITED	4293893	0.14%
28	ASSOCIATED POWER STRUCTURES PVT LTD	2862595	0.09%
29	BHARAT ELECTRICAL CONTRACTORS AND MANUFACTURERS PRIVATE LIMITED	1335877	0.04%
30	RAMAWAT CONSTRUCTION PRIVATE LIMITED	954198	0.03%
31	ECHAAR EQUIPMENTS PRIVATE LIMITED	954198	0.03%
32	AMBALAL CHIMANLAL PATEL	954198	0.03%
33	SMP CONSTRUCTIONS PVT LTD.	954198	0.03%
34	KEWAL KRISHAN SOOD	891679	0.03%
35	VIKAS JHALANI	493225	0.02%
36	MEHRU ELECTRICAL AND MECHANICAL ENGINEERS PVT LTD	477099	0.02%
37	BAKUL NATHALAL RATHOD	415000	0.01%
38	ISHWAR CHAND MANGAL	411000	0.01%
39	ANAND KUMAR BAGRECHA	405000	0.01%
40	BALRAJSINH A PARMAR	405000	0.01%
41	RANJITSINH A PARMAR	405000	0.01%
42	ROHIT MODI	405000	0.01%
43	AMIT AGARWAL	405000	0.01%
44	PRAFUL CHANDRKANT MEHTA	405000	0.01%
45	CHINTAN NAVINBHAI SHAH	403000	0.01%
46	MANISH JAIN	402000	0.01%
47	KIRTIKUMAR JASVANTLAL VAGADIA	401000	0.01%
48	VEERAMACHANENI VENKATESWARA RAO	400000	0.01%
49	MEHTA HARISH HIMATLAL	375000	0.01%
50	AMARSINH A PARMAR	300000	0.01%
51	FATEHALI JAMAL ALCHIYA	200000	0.01%
52	RAKESH BACCHULAL SHUKLA	126000	0.00%
53	HETKUMAR SHAH	120000	0.00%
54	BIPIN HARILAL SHAH	116600	0.00%
55	RAJESH DHRANGADHARIA	100000	0.00%
56	MAMTA SHIVLAL VEKARIA	100000	0.00%
57	SAURABH PRAMOD KHOLKUTE	100000	0.00%
58	SANDEEP LONKAR	87700	0.00%
59	NELLAIAPPAN MUTHUKRISHNAN	80000	0.00%
60	VINOD KUMAR BISHNOI	73800	0.00%



61	V BAPESHWAR RAO	71600	0.00%
62	P L CHOCKALINGAM	69300	0.00%
63	NARENDRA KUMAR VERMA	68300	0.00%
64	NILESH V. DHANANI	64700	0.00%
65	HITENDRA R JASANI	62500	0.00%
66	SURESH RAMACHANDRAN PILLAI	62000	0.00%
67	RUSHIRAJ SURESHCHANDRA SHAH	61800	0.00%
68	DINESH KUMAR GUPTA	60600	0.00%
69	AMARKUMAR LILADHAR TRAMBADIA	60000	0.00%
70	SANGITA KRUSHIT PATEL	60000	0.00%
71	ANIL GAGVANI	57100	0.00%
72	VIPON KUMAR GUPTA	56700	0.00%
73	HARISH CHANDRA MONDAL	55900	0.00%
74	JAYA FRANCIS PRAKASH	55200	0.00%
75	SANDEEP SAILESH DASGUPTA	53800	0.00%
76	VINODKUMAR PANDYA	53600	0.00%
77	MUKESH RAMKRISHNA KOLHE	52500	0.00%
78	ATUL BHASKAR SULAKHE	50000	0.00%
79	SANTOSH MAHADIK	49500	0.00%
80	MAHENDRA R GAMI	48400	0.00%
81	SANDIP J SHAH	46900	0.00%
82	DINESH KARNA	46200	0.00%
83	JITENDRA R DESHPANDE	46100	0.00%
84	MAHESH CHANDRAKANT VIPRADAS	44600	0.00%
85	ABHINAV PRABHATKUMAR SHAH	42900	0.00%
86	V K RAMAN KUTTY	40800	0.00%
87	JAYANT NARAYAN SAVAJI	40200	0.00%
88	PUNITKUMAR NAGAR	40000	0.00%
89	NARESHKUMAR AMRITLAL PANCHAL	40000	0.00%
90	JAYESHKUMAR NATWARLAL DARJI	40000	0.00%
91	HEMAL ANANT KANUGA	39400	0.00%
92	YESHEEN ARVIND VIBHAKAR	37600	0.00%
93	PEDDI SRINIVAS R	37000	0.00%
94	SANJAY NIGAM	36500	0.00%
95	BIPIN DATTANI	34300	0.00%
96	DR ANIL KANE	27400	0.00%
97	ALOK KUMAR DAS	23300	0.00%
98	VIKAS MAHESHWARI	21500	0.00%
99	TUSHAR KANTILAL PATEL	20500	0.00%
100	BRAJESH BANWARILAL PALSANIYA	20400	0.00%
101	TAPAN KUMAR MISHRA	20200	0.00%
102	DEEPAK SANGAL	20100	0.00%
103	PRASAD HARIHARAN VENKITESWARAN	19700	0.00%
104	NISHITH KUMAR	18200	0.00%
105	SADANAND D KALE	18100	0.00%
106	ANIMESH RANJAN	18000	0.00%
107	JITENDRA DURGESHDAS DEVNANI	18000	0.00%
108	FRANKJONATHAN MITHRASEKARAN JONATHAN	18000	0.00%
109	PARMAR HITESH CHHANUBHA	17800	0.00%
110	RAKESH BHANDARI	17800	0.00%
111	DHARMESH MANIAR	17800	0.00%
112	PRASHANT NARSINHA KULKARNI	17200	0.00%
113	C PRAKASH KUMAR	17200	0.00%
114	CHINTAMANI GUNDURAO JAGADEESH	17100	0.00%
115	PRADEEPKUMAR AWASTHI	17000	0.00%
116	AMITKUMAR AGARWAL	16600	0.00%
117	KETANKUMAR MUKUNDCHANRA SONI	16500	0.00%
118	SACHIN VISHNU MANE	15900	0.00%
119	SUNIL KUMAR SRIVASTAVA	15800	0.00%
120	SANJAY AGRAWAL	15800	0.00%
121	PRANAY BRIJRATAN MUNDRA	15700	0.00%
122	RAKESHKUMAR MALVIYA	15600	0.00%
123	ANANTHARAMAN N V	15600	0.00%
124	CHANDRA BHUSHAN PRASAD ROY	15500	0.00%
125	PRASHANT PRAFULI ACHANDRA BAXI	15300	0.00%
126	SIDDHARTHA MITRA	15100	0.00%
127	PUNEET CHUGH	14500	0.00%
128	DEVENDRA PUNDALIK DALVI	14100	0.00%
129	BHARAT PARSOTAM KOTHIA	14000	0.00%
130	RAMANJULA REDDY	13900	0.00%
131	NITIN GOYAL	13900	0.00%
132	VIJAY HARIBHAI PATEL	13700	0.00%
133	ALOK VASANTRAO PIMPLE	13600	0.00%
134	PRAVIN BHAURAO PACHBHAI	13500	0.00%
135	DINESH JERAMBHAI PARMAR	13400	0.00%
136	ADESH KUMAR SHARMA	13300	0.00%
137	M VARGHESE JACOB	13300	0.00%
138	LEELAKRISHNAN M	13200	0.00%
139	SHAILESH DATTATRAYA BHOR	13200	0.00%
140	AMIT KUMAR PODDAR	13200	0.00%
141	AKSHAY ANANT KHAIWALE	13100	0.00%
142	MANISH R HATWAR	13000	0.00%
143	S GANESAN	12900	0.00%
144	MITESH PARIKH	12900	0.00%
145	BRAJESH RAI	12800	0.00%
146	VINAYAK CHINTAMAN INAMDAR	12800	0.00%
147	RAMESH KUMAR MATTOO	12800	0.00%
148	RAVINDRA GOPAL JOGLEKAR	12800	0.00%
149	RUPESH ARUNRAO MADHAMSHETTIWAR	12700	0.00%
150	SHRINIVAS KAMLAKARRAO AMBEKAR	12500	0.00%
151	SUBHASH GHUSABHAI PATEL	12500	0.00%
152	NANDKISHOR KASHINATH DESHMUKH	12200	0.00%
153	VENKATESH G S	12200	0.00%
154	KUMAN VRAJLAL VAGHASIYA	12100	0.00%
155	SHARAT KUMAR JAIN	12000	0.00%
156	A MOHAMED IBRAHIM	12000	0.00%



157	NARESH KUMAR DAS	12000	0.00%
158	HLESH ARVINDBHAI SHAH	11900	0.00%
159	NITIN PURSHOTTAMBHAI PATEL	11700	0.00%
160	SIDDHARTH CHETAN JHANWAR	11500	0.00%
161	DHEERAJ ARORA	11400	0.00%
162	SUNIL KUMAR MISHRA	11400	0.00%
163	BHARGAV DUSHYANT HATHI	11200	0.00%
164	SAURABH RAWAT	11200	0.00%
165	UMESH BHASKAR KULKARNI	11200	0.00%
166	SANTOSH KUMAR MISHRA	11100	0.00%
167	HIREN JAYANTILAL SHAH	11100	0.00%
168	PRAVIN MADHUKAR BHANGALE	11000	0.00%
169	TEJJAS PARMAR	11000	0.00%
170	ASHSIH MITTAL	11000	0.00%
171	ASIS KUMAR SARKAR	10700	0.00%
172	SRIKANTH GUDAVALI	10700	0.00%
173	SUBHASH SHIVAJI NARAWADE	10700	0.00%
174	VIKAS LAXMAN ASWALE	10600	0.00%
175	HARSH SHREEKANT PANDIT	10600	0.00%
176	PRADIP LAXMIDAS LAKHANI	10500	0.00%
177	ARJUN VASANT PATIL	10500	0.00%
178	SANJAY JAGADISHCHANDRA SHAH	10500	0.00%
179	GORAKANATH GOVIND KASAR	10500	0.00%
180	RUFFIN CHERUTHURUTHY	10400	0.00%
181	SACHIN VIJAY CHITAPURE	10400	0.00%
182	NAGENDRA KUMAR SAHU	10300	0.00%
183	N SRINIVAS RAO	10300	0.00%
184	NIKHIL R SHAH	10300	0.00%
185	SATYAJIT RANJIT MITRA	10300	0.00%
186	NAGARAJAPPA KADATHERA	10100	0.00%
187	PURVIN URESHBHAI SHAH	10100	0.00%
188	VISHVESH P. PATHAK	10000	0.00%
189	BALASUBRAMANIAN ODAYANDATH	10000	0.00%
190	I SURESH	10000	0.00%
191	VEERASEKARAN VEERABATHIRA	9900	0.00%
192	J GNANASEKAR	9700	0.00%
193	TEJAS VAISHNAV	9600	0.00%
194	S RAJESH	9600	0.00%
195	SHEETAL BAPUSAHEB CHOUGULE	9400	0.00%
196	MESBAHUL MOHI AHMED REZA	9400	0.00%
197	K R RAKESH NAIR	9400	0.00%
198	DARJI DILIPKUMAR SHANTILAL	9400	0.00%
199	RAJESH LAXMAN DESAI	9300	0.00%
200	DEEPAK SHIVLAL SONTAKKE	9200	0.00%
201	NIRANJAN ANIL SWARGE	9200	0.00%
202	SHINDE SANTOSH BAPURAO	8900	0.00%
203	HARSHAN GOVINDAN	8900	0.00%
204	MIRESH RAVINDRA SHETH	8800	0.00%
205	GAJANAN WANKHEDE	8700	0.00%
206	VIPUL KISHORBHAI VACHHANI	8600	0.00%
207	RAJESH SURJEETSINGH CHHABRA	8500	0.00%
208	SACHIDANAND RAO	8500	0.00%
209	MOHAN SHARMA	8500	0.00%
210	SHIVAJI KERABA PATIL	8400	0.00%
211	MUTHUPALANIAPPAN C	8400	0.00%
212	ASHOK JALANDAR SANKPAL	8300	0.00%
213	HITESH NANDA	8300	0.00%
214	ANISH NANDLAL SHRIVASTAVA	8300	0.00%
215	RANJEET SUBHASH VELHAL	8300	0.00%
216	SANJEEV MANAK JOHN	8200	0.00%
217	ANURAG VINODKUMAR MANGLIK	8200	0.00%
218	SAMEER RAGHUNATH SHIMPI	8100	0.00%
219	JOHN GEORGE	8100	0.00%
220	SANJAY RADHEYSHYAM KABRA	8100	0.00%
221	ALPESH PANKAJBHAI SHAH	7900	0.00%
222	HARIKESHBAHADUR V SHARMA	7800	0.00%
223	SEVAKKAM GOVINDA BOKOLE	7700	0.00%
224	DUSHYANTKUMAR KANAIYALAL SHAH	7600	0.00%
225	SANDEEP JAYDEO HOOD	7200	0.00%
226	BATUK TULSIBHAI VAJA	7100	0.00%
227	VINOD MURLIDHAR BANGAR	7000	0.00%
228	RICHA GUPTA	6900	0.00%
229	KESHAV PRASAD PATHAK	6800	0.00%
230	ROHIT AGNIHOTRI	6700	0.00%
231	U K SANKARNARAYANAN	6500	0.00%
232	JIGISH LALITKISHOR BHATT	6300	0.00%
233	AVINASH ARUN KELKAR	1200	0.00%
234	STATE BANK OF INDIA	14379009	0.47%
235	AXIS BANK LIMITED	1206155	0.04%
236	BANK OF BARODA	6102271	0.20%
237	BANK OF INDIA	637874	0.02%
238	BANK OF MAHARASHTRA	1106814	0.04%
239	CENTRAL BANK OF INDIA	3995153	0.13%
240	CORPORATION BANK	561225	0.02%
241	DENA BANK	1015993	0.03%
242	EXPORT IMPORT BANK OF INDIA	2906659	0.10%
243	ICICI BANK LIMITED	849810	0.03%
244	IDBI BANK LIMITED	13999062	0.46%
245	INDIAN OVERSEAS BANK	5978101	0.20%
246	LIFE INSURANCE CORPORATION OF INDIA	8352667	0.27%
247	ORIENTAL BANK OF COMMERCE	643848	0.02%
248	PUNJAB NATIONAL BANK	6477358	0.21%
249	STATE BANK OF BIKANER AND JAIPUR	1470722	0.05%
250	STATE BANK OF PATIALA	1247125	0.04%
251	UNION BANK OF INDIA	703056	0.02%
-	TOTAL :	1028556968	33.67%

