

4th February 2021

National Stock Exchange of India Limited,
“Exchange Plaza”,
Bandra-Kurla Complex, Bandra (East),
Mumbai-400051.

BSE Limited,
P.J. Towers,
Dalal Street,
Mumbai-400001.

Dear Sirs,

Sub.: Suzlon announces Q3 FY21 results.

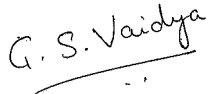
In continuation to our letter of even date, enclosed please find the copy of press release and presentation in the subject matter, which are also available on the website of the Company (www.suzlon.com).

This is for your information as also for the information of your members and the public at large.

Thanking you,

Yours faithfully,

For Suzlon Energy Limited



Geetanjali S.Vaidya,
Company Secretary.

Encl.: As above.

For Immediate Release

4th February, 2021

Suzlon announces Q3 FY21 Results

- Revenue of Rs 937 crores in Q3 FY21
- EBITDA of Rs 136 crores in Q3 FY21 and EBITDA margin of 14.5% in Q3 FY21

Pune, India: Suzlon Group, India's largest renewable energy solutions provider, announced its third quarter results for the financial year 2020-21 (Q3 FY21).

Ashwani Kumar, CEO, Suzlon Group said, *"The theme of the Q3 of FY 21 has been ramping up of operations and getting business back on track. This quarter, we were able to increase our pace of turbine supply to service our order book. The improvement in revenues quarter on quarter are encouraging and a sign that we are moving in the right direction.*

Further, the demand for renewable energy has risen all over the world and the next decade looks extremely promising for the sector. We are encouraged by the continuous support of the government to renewable energy as reflected in the recent Union Budget."

Swapnil Jain, CFO, Suzlon Group said, *"In the Q3 results we maintain a clear improvement in EBITDA over last year. As is evident from the results, our initiatives of cost optimization, organizational realignment and ramping up execution are yielding the desired outcomes. Our manufacturing operations have resumed in line with all precautions of the COVID 19 pandemic and our service business continues to do well with wind farms under our service functioning without interruption."*

Suzlon Group Q3 FY21 at a glance (consolidated):

➤ Revenue

- Q3 FY21 Rs 937 crores

➤ Operating Performance

- **EBITDA** : Rs 136 crores in Q3 FY21; EBITDA margin at 14.5%
- **EBIT** : Rs 79 crores in Q3 FY21
- **PAT** : **Loss of** Rs 118 crores in Q3 FY21

➤ Key Industry Highlights




- Maharashtra announces a new renewable energy (RE) policy which is stated to attract investments to the tune of Rs. 75,000 crore in the state and aims to implement 17,000 MW of renewable power projects over the next 5 years.
- Request for Selection of Wind Power Developers for setting up of 1200 MW ISTS-connected Wind Power Projects (Tranche-X) has been issued by SECI. Pre-bid meeting was held on January 11, 2021.
- Three companies won 1.2 GW of solar-wind hybrid projects under the SECI - 1200 MW, wind-solar hybrid (Tranche III, ISTS program).
- Ministry of Power clarified that ISTS waiver for RE projects which was earlier given till June 30, 2023 may be extended considering certain conditions.

➤ Key Budget announcements impacting domestic Power Industry

- Boost to Renewable Energy by capitalisation of Indian Renewable Energy Development Agency (Rs. 1,500 Crs.) and Solar Energy Corporation of India (Rs. 1,000 Crs.)
- Push for localization and Aatmanirbhar Bharat through increased duties on certain component imports

The Suzlon Group

The Suzlon Group is one of the leading renewable energy solutions provider in the world with a footprint across 18 countries in Asia, Australia, Europe, Africa and Americas. Headquartered at Suzlon One Earth in Pune, India; the Group is comprised of Suzlon Energy Limited (NSE & BSE: SUZLON) and its subsidiaries. A vertically integrated organization, with over twenty five years of operational track record, the group has a cumulative global installation of over 18.8 GW of wind energy capacity, over 5,350 employees with diverse nationalities and world-class manufacturing facilities. Suzlon is the only Indian wind energy company with a large in-house Research and Development (R&D) set-up in Germany, the Netherlands, Denmark and India. Over 12.8 GW of the Group's installation is in India, which makes up for 34% of the country's wind installations, making Suzlon the largest player in this sector. The Group is the custodian of over 12.8 GW of wind assets under service in India making it the 3rd largest Operations and Maintenance Company (over 8,900 turbines) in the Indian power sector. The Group has 1.0 GW of wind assets under service outside India."

Suzlon corporate website: www.suzlon.com Follow us on Social media:    

Press Contact Suzlon Group	Investor Relations Contact
Dharini Mishra Mobile: +91 86686 99805 E-mail: ccp@suzlon.com	Siddharth Jhawar Tel.: +91 (20) 6702 2000 E-mail: investorrelations@suzlon.com

Suzlon Energy Limited

Investor Presentation

Q3 FY 2020-21

SUZLON
POWERING A GREENER TOMORROW



Disclaimer

- *This presentation and the accompanying slides (the “Presentation”), which have been prepared by Suzlon Energy Limited (the “Company”), have been prepared solely for information purposes and DOES not constitute any offer, recommendation or invitation to purchase or subscribe for any securities, and shall not form the basis of or be relied on in connection with any contract or binding commitment whatsoever. The Presentation is not intended to form the basis of any investment decision by a prospective investor. No offering of securities of the Company will be made except by means of a statutory offering document containing detailed information about the Company.*
- *This Presentation has been prepared by the Company based on information and data which the Company considers reliable, but the Company makes no representation or warranty, express or implied, whatsoever, and no reliance shall be placed on, the truth, accuracy, reliability or fairness of the contents of this Presentation. This Presentation may not be all inclusive and may not contain all of the information that you may consider material. Any liability in respect of the contents of, or any omission from, this Presentation is expressly excluded. In particular, but without prejudice to the generality of the foregoing, no representation or warranty whatsoever is given in relation to the reasonableness or achievability of any projections contained in the Presentation or in relation to the bases and assumptions underlying such projections and you must satisfy yourself in relation to the reasonableness, achievability and accuracy thereof.*
- *Certain matters discussed in this Presentation may contain statements regarding the Company’s market opportunity and business prospects that are individually and collectively forward-looking statements. Such forward-looking statements are not guarantees of future performance and are subject to known and unknown risks, uncertainties and assumptions that are difficult to predict. These risks and uncertainties include, but are not limited to, the performance of the Indian economy and of the economies of various international markets, the performance of the wind power industry in India and world-wide, the Company’s ability to successfully implement its strategy, the Company’s future levels of growth and expansion, technological implementation, changes and advancements, changes in revenue, income or cash flows, the Company’s market preferences and its exposure to market risks, as well as other risks. The Company’s actual results, levels of activity, performance or achievements could differ materially and adversely from results expressed in or implied by this Presentation. The Company assumes no obligation to update any forward-looking information contained in this Presentation. Any forward-looking statements and projections made by third parties included in this Presentation are not adopted by the Company and the Company is not responsible for such third party statements and projections.*
- *No responsibility or liability is accepted for any loss or damage howsoever arising that you may suffer as a result of this Presentation and any and all responsibility and liability is expressly disclaimed by the Management, the Shareholders and the Company or any of them or any of their respective directors, officers, affiliates, employees, advisers or agents.*
- *No offering of the Company’s securities will be registered under the U.S. Securities Act of 1933, as amended (the “Securities Act”). Accordingly, unless an exemption from registration under the Securities Act is available, the Company’s securities may not be offered, sold, resold, delivered or distributed, directly or indirectly, into the United States or to, or for the account or benefit of, any U.S. Person (as defined in regulation S under the Securities Act).*
- *The distribution of this document in certain jurisdictions may be restricted by law and persons into whose possession this presentation comes should inform themselves about and observe any such restrictions. Any failure to comply with these restrictions may constitute a violation of the laws of such jurisdiction.*

Milestones Achieved

Cumulative Market Share*

~34%

*Market leadership maintained for over
two decades*

Largest fleet under maintenance*

of **12.8 GW** in India

*3rd largest O&M Company in India Power
Sector*

9M, FY21 EBITDA Margin of

~16%

Due to high control on fixed costs

**Out of 3.43 GW commissioning
done under SECI and State Bids,**

~17%

is done by Suzlon – 3rd highest in India

Suzlon is on track to regain its foothold in FY21 despite Covid-19 challenge

**as on 31st Mar 2020*

Financial Performance

Industry Outlook

Technology

Suzlon Strengths

Detailed Financials

Q3 FY21 Financial Metrics

(₹ Cr.)

Particulars	Q3 FY21 Unaudited	Q3 FY20 Unaudited	Remarks
Net Volume (MW)	84	2	
Net Revenue	938	654	Impact of ramp up of WTG business post debt resolution
Gross Profit	457	270	
Gross Margin	48.8%	41.2%	
Employee Expenses	131	187	Reduction on account of tight control on costs
Other Expenses (net)	151	174	
Exchange Loss / (Gain)	40	77	
EBITDA	136	-169	
EBITDA Margin	14.5%	-25.8%	
Depreciation	57	155	
Net Finance Cost*	190	415	1. Reduction in finance cost due to debt restructuring 2.Q3FY21 finance cost is partly non-cash in nature on account of fair valuation of OCDs and CCPs issued to the lenders
Taxes	0	1	
Share of (Profit) / Loss of Associates / JV	-7	0	
Net Profit (Pre Exceptional Items)	-118	-740	
Exceptional Loss / (Gain)	0	3	
Net Profit (Post Exceptional Items)	-118	-743	
Non Controlling Interest	-1	-7	
Net Profit attributable to Shareholders	-117	-736	

Our initiatives of ramping up execution and cost optimization are yielding the desired outcome

9M FY21 Financial Metrics

(₹ Cr.)

Particulars	9M FY21 Unaudited	9M FY20 Unaudited	Remarks
Net Revenue	2,175	2,290	
Gross Profit	1,203	840	
Gross Margin	55.3%	36.7%	
Employee Expenses	431	604	Reduction on account of tight control on costs
Other Expenses (net)	345	509	
Exchange Loss / (Gain)	89	220	
EBITDA	338	-493	
EBITDA Margin	15.6%	-21.5%	
Depreciation	196	305	
Net Finance Cost*	785	1,002	1. Reduction in finance cost due to debt restructuring 2. 9MFY21 finance cost is partly non-cash in nature on account of fair valuation of OCDs and CCPs issued to the lenders
Taxes	4	2	
Share of (Profit) / Loss of Associates / JV	-3	-0	
Net Profit (Pre Ex. Items)	-649	-1,802	
Exceptional Loss / (Gain)	-807	55	Gain due to restructuring of debt
Net Profit (Post Ex. Items)	158	-1,858	
Non Controlling Interest	-3	-39	
Net Profit attributable to Shareholders	161	-1,819	

Wind Order Book (as at 31st Dec, 2020)

Particulars	Capacity	Remarks
Central Auctions	680.4 MW	All orders are backed by signed PPAs. The order book comprises of orders from marquee customers such as Adani group and Enel Group.
State Auctions/PSU	65.1 MW	
Captive/Retail	114.7 MW	
Wind Firm Order Book	860.2 MW	
Value of Order Book	₹ 4,511 Cr.	
<div><div><div></div></div><div>SE Forge Ltd and Service orders over and above this order book</div></div>		

Financial Performance

Industry Outlook

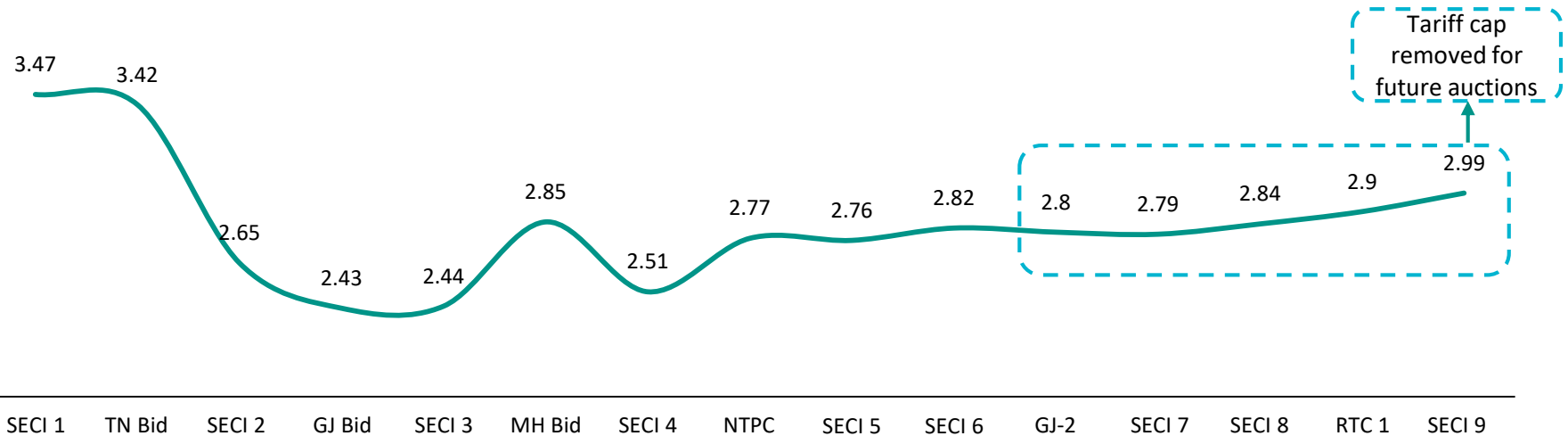
Technology

Suzlon Strengths

Detailed Financials

Tariffs are firming up since early Wind Project auctions in India

Wind Auction Tariffs (Rs/Unit)



Positive Aspect of Competitive Bidding

1

Pan India Demand

Wind + Non Wind States

2

Market Based pricing

Most competitive source of power- even better than Coal based plants

3

Predictable Volumes

Optimized Working Capital

4

Large Scale Orders

250-300 MW

5

Reduced Regulatory Risk

Upfront PPA signing and tariff determination

Industry Updates

- ✓ SECI Hybrid III Tender concluded by SECI for 1200 MW Solar Wind Hybrid at tariff of INR 2.41 p.u. with minimum wind capacity of 33% of contracted capacity
- ✓ SECI floated two tenders –
 - SECI X Wind Tender of 1200 MW due for submission on 19th Feb. 21
 - RTC II Tender of 2500 MW due for submission on 1st Mar. 21
- ✓ NTPC has set a 32-gigawatt (GW) renewable energy (RE) capacity target by 2032, which is 25 per cent of its total planned capacity of 130 GW
- ✓ Ministry of Power and MNRE provides five months Extension for under-construction Transmission Projects for RE Projects due to COVID19

Financial Performance

Industry Outlook

Technology

Suzlon Strengths

Detailed Financials

Products Optimized for Market Demand

S111-140

2.1 MW

Proto Commissioned

Aug'17

S111-140

~5-6%
Higher Energy Yield

S111-120

S120-140

2.1 MW

Proto

Status

Date

S120-105

Commissioned

Jun '18

S120-140

Commissioned

Dec'18

S120

~6-7%
Higher Energy Yield

S111

S133-140

2.6 MW- 3.0 MW

(product series)

Proto

Status

Date

S133-105

Commissioned

Aug '19


S133

~23-25%
Higher Energy Yield

S120

Product Development

S133: New Product



SB 63 – Won SKOCH award for Corporate Excellence



- ✓ S128 has already been listed in the RLMM list
- ✓ The testing is in progress for our next generation of blade – SB65 and wind turbine – S133
- ✓ Multiple Tower Options (Hybrid Lattice, Steel Tubular)

Financial Performance

Industry Outlook

Technology

Suzlon Strengths

Detailed Financials

Suzlon's Strengths in Indian Wind Energy Market



**Full Turnkey Solution
Provider**



Pan India Presence



Technology Leadership

SUZLON
POWERING A GREENER TOMORROW



Strong Customer Relationship



**Best In Class Service
Capabilities**



25 Years Track Record

End-to-end service provider with strong presence across value chain & customer segments

SUZLON
POWERING A GREENER TOMORROW

Accolades



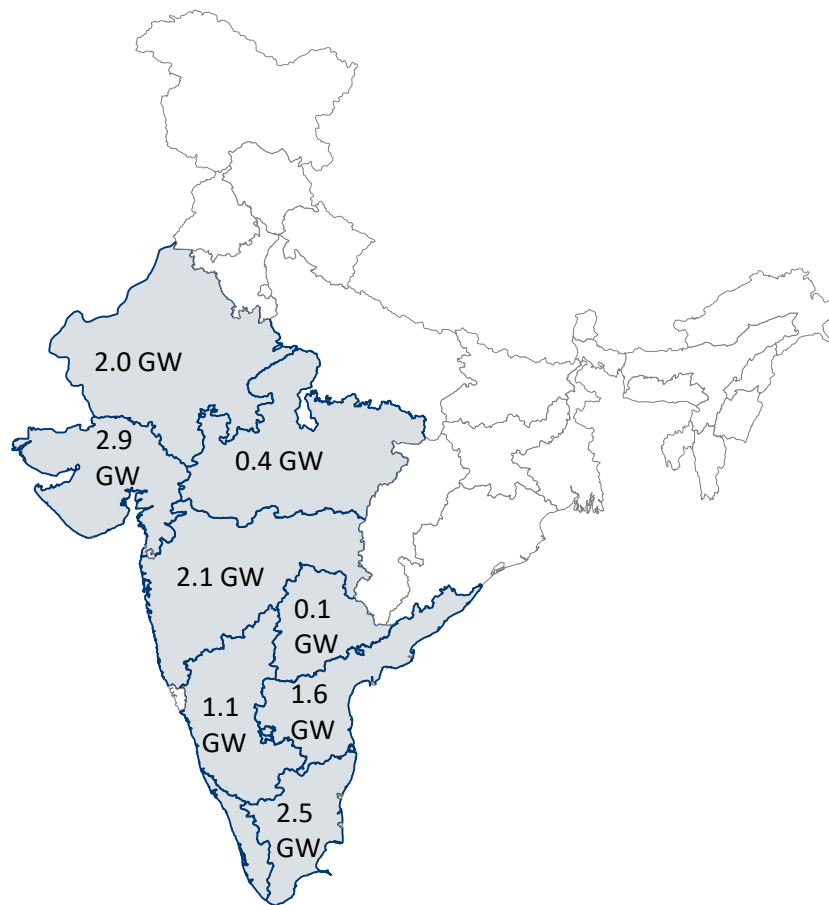
- Suzlon has won the prestigious CII-ITC Sustainability Award 2019 for CSR
- Won the prestigious award 'Company of the Year: IT & Data Analytics (Wind)' as part of Renewable Energy Digital Week India Awards 2020
- World's 1st solar project quality certification for Suzlon's 100 MW project
 - DNV GL confirms safety features and technical compliance
- Coimbatore Generator Unit wins CII Southern Region 13th Kaizen Competition
 - For uniform profile of copper bar with higher productivity
- Suzlon's Generator Unit wins award at Manufacturing Today Summit
 - Quality Improvement Project competition won on Cost Optimization
 - Evaluated across cost optimization, quality, tech., safety and sustainability
- SKOCH Corporate Excellence Silver Award
 - SB63 Full Carbon Girder Blade, Order of Merit certificate for S128
 - Award for Innovative two fold transport system
- Team Wins IMC RBNQA 2018: Symbol Of Business Excellence
 - 1st prize for SGSL in service category, recognition of high service standards
- ICERP – JEC Innovation Award as "Outstanding Innovation in Composites"
 - Awarded by FRP Institute, India and JEC Composites, France
 - Testament of Suzlon's innovation in nacelle cover composites structure
- Won Best Organisation for PoSH (Prevention of Sexual Harrasment) award
- Certified as 'Great Place to Work' by the Great Place to Work® Institute
- Daman unit won Gold award by International Research Institute for Manufacturing

12.8 GW Wind Energy Installations In India

As on 31st Mar 2020

Ranked **No. 1** in Renewables Sector

Fleet under Operation and Maintenance fold in India

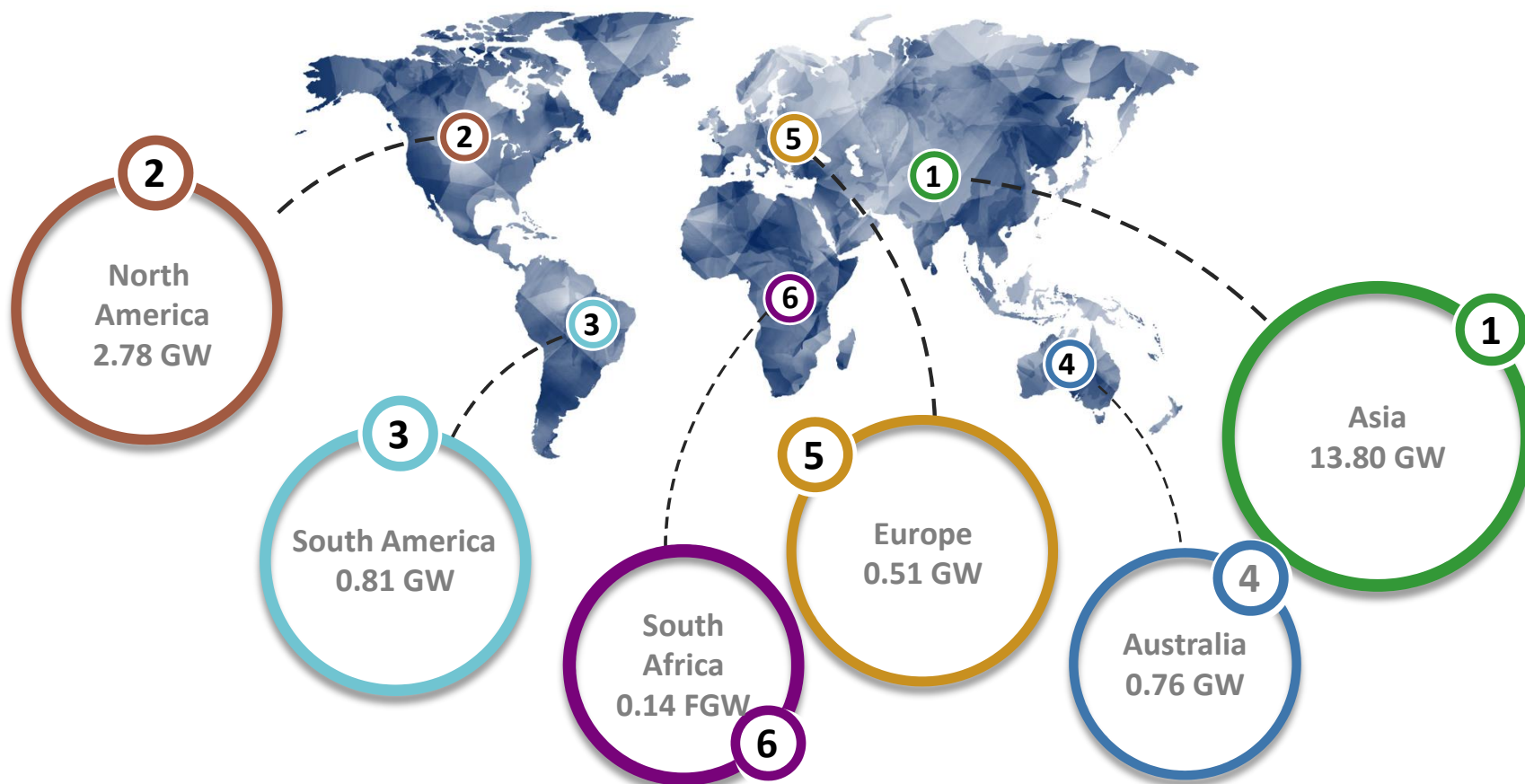


(31 st Mar'20)	# of Turbines	MW
<= 1 MW	1,678	777
>1 MW < 2 MW	4,268	5,774
=>2 MW	2,997	6,296
Total	8,943	12,847

- **34% - All India installed wind capacity**
- **~15% - All India installed renewable capacity**
- **~1,800 customer relationships**
- **25 years of operating track record**
- **28 TWh estimated of annual clean energy;**
 - =2,291 mn trees planting p.a.
 - =~20.8 mn tonnes coal avoidance p.a.
 - =~27.4 mn tonnes CO₂ emission savings p.a.

Suzlon's Global Presence (18.8 GW)

As on 31st Mar 2020



Financial Performance

Industry Outlook

Technology

Suzlon Strengths

Detailed Financials

Consolidated Income Statement

(₹ Cr.)

Particulars	Q3 FY21 Unaudited	Q2 FY21 Unaudited	Q3 FY20 Unaudited	9M FY21 Unaudited	9M FY20 Unaudited	FY20 Audited
Revenue from operations	938	725	654	2,175	2,290	2,933
Less: COGS	480	334	384	971	1,450	1,874
Gross Profit	457	390	270	1,203	840	1,060
Margin %	48.8%	53.8%	41.2%	55.3%	36.7%	36.1%
Employee benefits expense	131	141	187	431	604	796
Other expenses (net)	151	114	174	345	509	686
Exchange Loss / (Gain)	40	23	77	89	220	437
EBITDA	136	112	-169	338	-493	-860
EBITDA (Pre-FX Gain / Loss)	176	135	-92	428	-273	-423
Margin %	18.7%	18.6%	-14.0%	19.7%	-11.9%	-14.4%
Less: Depreciation	57	69	155	196	305	419
EBIT	79	43	-324	142	-798	-1,278
EBIT (Pre-FX Gain / Loss)	119	66	-247	231	-578	-841
Margin %	12.7%	9.1%	-37.8%	10.6%	-25.2%	-28.7%
Net Finance costs	190	192	415	785	1,002	1,340
Profit / (Loss) before tax	-111	-150	-739	-643	-1,800	-2,618
Less: Exceptional Items Loss / (Gain)	0	-822	3	-807	55	66
Less: Share of (Profit) / Loss of Associates & JV	7	-5	-0	3	0	0
Less: Taxes	0	2	1	4	2	7
Net Profit / (Loss) after tax	-118	675	-743	158	-1,858	-2,692
Less: Non-Controlling Interest	-1	-1	-7	-3	-39	-50
Net Profit Attributable to Shareholders	-117	676	-736	161	-1,819	-2,642

Debt Profile: Net Debt Movement

(₹ Cr.)

Sr. No.	Particulars	Dec'20	Mar'20
A	<u>Secured Loans</u>		
1	Term Loans and Working Capital Loans	4,270	11,755
2	0.01% OCD ¹	651	-
3	0.0001% CCPS ²	1,899	-
	Total	6,820	11,755
B	<u>Unsecured Loans</u>		
1	FCCB ³	183	1,339
2	Term Loans	46	43
	Total	229	1,382
C	Gross debt [A+B]	7,049	13,137
D	Cash	315	134
E	Net debt [C-D]	6,733	13,003

Notes:

(1) Fair value of 0.01% Optionally Convertible Debentures issued by the Company to the lenders

(2) Fair value of 0.0001% Compulsory Convertible Preference Shares issued by subsidiary of the Company to the lenders

(3) Fair value of the liability component of 4% Foreign Currency Convertible Bonds issued by the Company to the bondholders

