

# SUZLON FINANCIAL RESULT Q4 FY23

## STATEMENT OF AUDITED CONSOLIDATED FINANCIAL RESULTS FOR THE QUARTER AND YEAR ENDED MARCH 31, 2023

(₹ In crores)

Particulars	Quarter ended		Year ended	
	March 31, 2023	March 31, 2022	March 31, 2023	March 31, 2022
	(refer note 2)	(refer note 2)	(Audited)	(Audited)
1 Total income from operations	1,699.96	2,478.73	5,990.16	6,603.97
2 Profit/(loss) before exceptional items and tax	71.57	(32.97)	171.11	(82.72)
3 Profit/(loss) before tax	323.08	(32.97)	2,891.71	0.40
4 Net profit/(loss) after tax, and share in profit/(loss) of associate and joint ventures	319.99	(205.52)	2,887.29	(176.55)
5 Total comprehensive income/(loss)	303.94	(227.45)	2,852.41	(258.38)
6 Paid up equity share capital (Face value of ₹ 2/- each)	2,454.40	1,843.49	2,454.40	1,843.49
7 Earnings/(loss) per equity share (EPS) before exceptional items (*not annualised)				
- Basic (₹)	*0.02	*(0.21)	0.12	(0.30)
- Diluted (₹)	*0.02	*(0.21)	0.12	(0.30)
8 Earnings/(loss) per equity share (EPS) after exceptional items (*not annualised)				
- Basic (₹)	*0.24	*(0.21)	2.64	(0.21)
- Diluted (₹)	*0.24	*(0.21)	2.64	(0.21)

## STATEMENT OF AUDITED STANDALONE FINANCIAL RESULTS FOR THE QUARTER AND YEAR ENDED MARCH 31, 2023

(₹ In crores)

Particulars	Quarter ended		Year ended	
	March 31, 2023	March 31, 2022	March 31, 2023	March 31, 2022
	(refer note 2)	(refer note 2)	(Audited)	(Audited)
1 Total income from operations	1,056.15	1,680.85	3,782.66	4,103.06
2 Profit/(loss) before exceptional items and tax	(76.59)	(224.42)	(379.32)	(829.79)
3 Profit/(loss) before tax	(59.27)	(307.29)	2,162.76	(912.66)
4 Profit/(loss) after tax	(59.27)	(307.29)	2,162.76	(912.66)
5 Total comprehensive income/(loss)	(62.85)	(307.10)	2,157.05	(910.99)
6 Paid up equity share capital (Face value of ₹ 2/- each)	2,454.40	1,843.49	2,454.40	1,843.49
7 Earnings/(loss) per equity share (EPS) before exceptional items (*not annualised)				
- Basic (₹)	*(0.07)	*(0.24)	(0.35)	(0.89)
- Diluted (₹)	*(0.07)	*(0.24)	(0.35)	(0.89)
8 Earnings/(loss) per equity share (EPS) after exceptional items (*not annualised)				
- Basic (₹)	*(0.05)	*(0.32)	2.01	(0.98)
- Diluted (₹)	*(0.05)	*(0.32)	2.01	(0.98)

**Note:**

- The above results have been reviewed by the Audit Committee at its meeting held on May 30, 2023 and approved by the Board of Directors at its meeting held on May 30, 2023. The statutory auditors of the Company have carried out an audit of the above results for the year ended March 31, 2023. The Auditor's conclusion on quarterly financial results and opinion on year to date financial results of the Company (standalone and consolidated) dated May 30, 2023 is unmodified.
- The financial results for the quarters ended March 31, 2023 and March 31, 2022 respectively are balancing figures between audited results for the full financial year and the published year to date figures upto the third quarter of the respective financial year which are subjected to limited review.  
The above is an extract of the detailed format of financial results for the quarter and year ended March 31, 2023, filed with the stock exchanges under Regulation 33 of the SEBI (Listing Obligations and Disclosure Requirements) Regulations, 2015. The full format of the standalone and consolidated financial results for the quarter and year ended March 31, 2023 are available on the website of the Company, [www.suzlon.com](http://www.suzlon.com) and website of the Stock Exchanges, [www.bseindia.com](http://www.bseindia.com) and [www.nseindia.com](http://www.nseindia.com).

For Suzlon Energy Limited




Vinod R.Tanti  
Chairman & Managing Director  
DIN No: 00002266

Place: Pune  
Date: May 30, 2023

Registered Office:  
Suzlon Energy Limited  
[CIN: L40100GJ1995PLC025447]

Regd. Office: "Suzlon", 5, Shrimali Society, Near Shri Krishna Complex, Navrangpura, Ahmedabad-380009  
Tel.: +91.79.6604 5000  
website: [www.suzlon.com](http://www.suzlon.com); email id: [investors@suzlon.com](mailto:investors@suzlon.com)

**SUZLON**  
POWERING A GREENER TOMORROW

More than 19.8 GW\* of installations | presence in 17 countries | Largest product portfolios | R&D across the Netherlands, India, Germany and Denmark  
Leading global renewable energy player offering end-to-end solutions. To know more visit us at: [www.suzlon.com](http://www.suzlon.com) | Join us on   

\*Data as on 31st March 2023

Financial Express - [indianexpress.com](http://indianexpress.com)  
01/06/2023