

Independent Auditor's Report

To the Members of Suzlon Gujarat Wind Park Limited

Report on the Audit of the Financial Statements

Opinion

Walker Chandiook & Co LLP

3rd floor, Unit No. 310 to 312,
West Wing, Nyati Unitree
Nagar Road, Yerwada,
Pune - 411 006
Maharashtra, India

T +91 20 6744 8888

F +91 20 6744 8899

1. We have audited the accompanying financial statements of **Suzlon Gujarat Wind Park Limited** ('the Company'), which comprise the Balance Sheet as at 31 March 2023, the Statement of Profit and Loss (including Other Comprehensive Income), the Statement of Cash Flow and the Statement of Changes in Equity for the year then ended, and notes to the financial statements, including a summary of the significant accounting policies and other explanatory information.

In our opinion and to the best of our information and according to the explanations given to us, the aforesaid financial statements give the information required by the Companies Act, 2013 ('the Act') in the manner so required and give a true and fair view in conformity with the Indian Accounting Standards ('Ind AS') specified under section 133 of the Act read with the Companies (Indian Accounting Standards) Rules, 2015 and other accounting principles generally accepted in India, of the state of affairs of the Company as at 31 March 2023, and its loss (including other comprehensive income), its cash flows and the changes in equity for the year ended on that date.

Basis for Opinion

2. We conducted our audit in accordance with the Standards on Auditing specified under section 143(10) of the Act. Our responsibilities under those standards are further described in the Auditor's Responsibilities for the Audit of the Financial Statements section of our report. We are independent of the Company in accordance with the Code of Ethics issued by the Institute of Chartered Accountants of India ('ICAI') together with the ethical requirements that are relevant to our audit of the financial statements under the provisions of the Act and the rules thereunder, and we have fulfilled our other ethical responsibilities in accordance with these requirements and the Code of Ethics. We believe that the audit evidence we have obtained is sufficient and appropriate to provide a basis for our opinion.

Information other than the Financial Statements and Auditor's Report thereon

3. The Company's Board of Directors are responsible for the other information. The other information comprises the information included in the Directors' Report, but does not include the financial statements and our auditor's report thereon.

Our opinion on the financial statements does not cover the other information and we do not express any form of assurance conclusion thereon.



In connection with our audit of the financial statements, our responsibility is to read the other information and, in doing so, consider whether the other information is materially inconsistent with the financial statements or our knowledge obtained in the audit or otherwise appears to be materially misstated. If, based on the work we have performed, we conclude that there is a material misstatement of this other information, we are required to report that fact. We have nothing to report in this regard.

Responsibilities of Management for the Financial Statements

4. The accompanying financial statements have been approved by the Company's Board of Directors. The Company's Board of Directors are responsible for the matters stated in section 134(5) of the Act with respect to the preparation and presentation of these financial statements that give a true and fair view of the financial position, financial performance including other comprehensive income, changes in equity and cash flows of the Company in accordance with the Ind AS specified under section 133 of the Act and other accounting principles generally accepted in India. This responsibility also includes maintenance of adequate accounting records in accordance with the provisions of the Act for safeguarding of the assets of the Company and for preventing and detecting frauds and other irregularities; selection and application of appropriate accounting policies; making judgments and estimates that are reasonable and prudent; and design, implementation and maintenance of adequate internal financial controls, that were operating effectively for ensuring the accuracy and completeness of the accounting records, relevant to the preparation and presentation of the financial statements that give a true and fair view and are free from material misstatement, whether due to fraud or error.
5. In preparing the financial statements, the Board of Directors are responsible for assessing the Company's ability to continue as a going concern, disclosing, as applicable, matters related to going concern and using the going concern basis of accounting unless the Board of Directors either intend to liquidate the Company or to cease operations, or has no realistic alternative but to do so.
6. Those Board of Directors are also responsible for overseeing the Company's financial reporting process.

Auditor's Responsibilities for the Audit of the Financial Statements

7. Our objectives are to obtain reasonable assurance about whether the financial statements as a whole are free from material misstatement, whether due to fraud or error, and to issue an auditor's report that includes our opinion. Reasonable assurance is a high level of assurance, but is not a guarantee that an audit conducted in accordance with Standards on Auditing will always detect a material misstatement when it exists. Misstatements can arise from fraud or error and are considered material if, individually or in the aggregate, they could reasonably be expected to influence the economic decisions of users taken on the basis of these financial statements.
8. As part of an audit in accordance with Standards on Auditing, specified under section 143(10) of the Act we exercise professional judgment and maintain professional skepticism throughout the audit. We also:



- Identify and assess the risks of material misstatement of the financial statements, whether due to fraud or error, design and perform audit procedures responsive to those risks, and obtain audit evidence that is sufficient and appropriate to provide a basis for our opinion. The risk of not detecting a material misstatement resulting from fraud is higher than for one resulting from error, as fraud may involve collusion, forgery, intentional omissions, misrepresentations, or the override of internal control;
- Obtain an understanding of internal control relevant to the audit in order to design audit procedures that are appropriate in the circumstances. Under section 143(3)(i) of the Act we are also responsible for expressing our opinion on whether the Company has adequate internal financial controls with reference to financial statements in place and the operating effectiveness of such controls;
- Evaluate the appropriateness of accounting policies used and the reasonableness of accounting estimates and related disclosures made by management;
- Conclude on the appropriateness of Board of Directors' use of the going concern basis of accounting and, based on the audit evidence obtained, whether a material uncertainty exists related to events or conditions that may cast significant doubt on the Company's ability to continue as a going concern. If we conclude that a material uncertainty exists, we are required to draw attention in our auditor's report to the related disclosures in the financial statements or, if such disclosures are inadequate, to modify our opinion.

Our conclusions are based on the audit evidence obtained up to the date of our auditor's report. However, future events or conditions may cause the Company to cease to continue as a going concern;

- Evaluate the overall presentation, structure and content of the financial statements, including the disclosures, and whether the financial statements represent the underlying transactions and events in a manner that achieves fair presentation;
9. We communicate with those charged with governance regarding, among other matters, the planned scope and timing of the audit and significant audit findings, including any significant deficiencies in internal control that we identify during our audit.

Other Matter

10. The financial statements of the Company for the year ended 31 March 2022 were audited by the predecessor auditor, Deloitte Haskins & Sells LLP, who have expressed an unmodified opinion on those financial statements vide their audit report dated 20 October 2022.

Report on Other Legal and Regulatory Requirements

11. As required by section 197(16) of the Act based on our audit, we report that the Company has paid remuneration to its directors during the year in accordance with the provisions of and limits laid down under section 197 read with Schedule V to the Act.
12. As required by the Companies (Auditor's Report) Order, 2020 ('the Order') issued by the Central Government of India in terms of section 143(11) of the Act we give in the Annexure I statement on the matters specified in paragraphs 3 and 4 of the Order, to the extent applicable.



13. Further to our comments in Annexure I, as required by section 143(3) of the Act based on our audit, we report, to the extent applicable, that:
- a) We have sought and obtained all the information and explanations which to the best of our knowledge and belief were necessary for the purpose of our audit of the accompanying financial statements;
 - b) In our opinion, proper books of account as required by law have been kept by the Company so far as it appears from our examination of those books;
 - c) The financial statements dealt with by this report are in agreement with the books of account;
 - d) In our opinion, the aforesaid financial statements comply with Ind AS specified under section 133 of the Act;
 - e) On the basis of the written representations received from the directors and taken on record by the Board of Directors, none of the directors is disqualified as on 31 March 2023 from being appointed as a director in terms of section 164(2) of the Act;
 - f) With respect to the adequacy of the internal financial controls with reference to financial statements of the Company as on 31 March 2023 and the operating effectiveness of such controls, refer to our separate Report in Annexure II wherein we have expressed an unmodified opinion; and
 - g) With respect to the other matters to be included in the Auditor's Report in accordance with rule 11 of the Companies (Audit and Auditors) Rules, 2014 (as amended), in our opinion and to the best of our information and according to the explanations given to us:
 - i. the Company, as detailed in note 32 to the financial statements, has disclosed the impact of pending litigations on its financial position as at 31 March 2023;
 - ii. the Company did not have any long-term contracts including derivative contracts for which there were any material foreseeable losses as at 31 March 2023;
 - iii. there were no amounts which were required to be transferred to the Investor Education and Protection Fund by the Company during the year ended 31 March 2023;
 - iv.
 - a. The management has represented that, to the best of its knowledge and belief, as disclosed in note 40(d) to the financial statements, no funds have been advanced or loaned or invested (either from borrowed funds or securities premium or any other sources or kind of funds) by the Company to or in any person(s) or entity(ies), including foreign entities ('the intermediaries'), with the understanding, whether recorded in writing or otherwise, that the intermediary shall, whether, directly or indirectly lend or invest in other persons or entities identified in any manner whatsoever by or on behalf of the Company ('the Ultimate Beneficiaries') or provide any guarantee, security or the like on behalf the Ultimate Beneficiaries;



- b. The management has represented that, to the best of its knowledge and belief, as disclosed in note 40(e) to the financial statements, no funds have been received by the Company from any person(s) or entity(ies), including foreign entities ('the Funding Parties'), with the understanding, whether recorded in writing or otherwise, that the Company shall, whether directly or indirectly, lend or invest in other persons or entities identified in any manner whatsoever by or on behalf of the Funding Party ('Ultimate Beneficiaries') or provide any guarantee, security or the like on behalf of the Ultimate Beneficiaries; and
- c. Based on such audit procedures performed as considered reasonable and appropriate in the circumstances, nothing has come to our notice that has caused us to believe that the management representations under sub-clauses (a) and (b) above contain any material misstatement.
- v. The Company has not declared or paid any dividend during the year ended 31 March 2023.
- vi. Proviso to Rule 3(1) of the Companies (Accounts) Rules, 2014 requires all companies which use accounting software for maintaining their books of account, to use such an accounting software which has a feature of audit trail, with effect from the financial year beginning on 1 April 2023 and accordingly, reporting under Rule 11(g) of Companies (Audit and Auditors) Rules, 2014 (as amended) is not applicable for the current financial year.

For **Walker Chandio & Co LLP**
Chartered Accountants
Firm's Registration No.: 001076N/N500013



Shashi Tadwalkar
Partner
Membership No.: 101797



UDIN: 23101797BGXFAP7705

Place: Pune
Date: 30 May 2023


Annexure I referred to in Paragraph 12 of the Independent Auditor's Report of even date to the members of Suzlon Gujarat Wind Park Limited on the financial statements for the year ended 31 March 2023

In terms of the information and explanations sought by us and given by the Company and the books of account and records examined by us in the normal course of audit, and to the best of our knowledge and belief, we report that:

- (i) (a) (A) The Company has maintained proper records showing full particulars, including quantitative details and situation of property, plant and equipment and right of use assets.
- (B) The Company does not have any intangible assets and accordingly, reporting under clause 3(i)(a)(B) of the Order is not applicable to the Company.
- (b) The Company has a regular programme of physical verification of its property, plant and equipment and right of use assets under which the assets are physically verified in a phased manner over a period of three years, which in our opinion, is reasonable having regard to the size of the Company and the nature of its assets. In accordance with this programme, certain property, plant and equipment and right of use assets were verified during the year and no material discrepancies were noticed on such verification.
- (c) The title deeds of all the immovable properties held by the Company (other than properties where the Company is the lessee and the lease agreements are duly executed in favour of the lessee) disclosed in note 6 to the financial statements are held in the name of the Company, except for the following properties:

Description of property	Gross carrying value (₹ Million)	Held in name of	Whether promoter, director or their relative or employee	Period held	Reason for not being held in name of company
2 freehold lands admeasuring 5 acres	4.54	Suzlon Towers & Structures Limited (Merged with Suzlon Energy Limited)	No	5 - 7 years	The said private lands were mortgaged with lenders and hence could not be transferred until released.

- (d) The Company has not revalued its Property, Plant and Equipment including Right of Use assets or intangible assets during the year.
- (e) No proceedings have been initiated or are pending against the Company for holding any benami property under the Prohibition of Benami Property Transactions Act, 1988 (as amended) and rules made thereunder.
- (ii) (a) The management has conducted physical verification of inventory at reasonable intervals during the year. In our opinion, the coverage and procedure of such verification by the management is appropriate and no discrepancies of 10% or more in the aggregate for each class of inventory were noticed as compared to book records.



- (b) The Company has not been sanctioned working capital limits by banks or financial institutions on the basis of security of current assets at any point of time during the year. Accordingly, reporting under clause 3(ii)(b) of the Order is not applicable to the Company.
- (iii)
- (a) The Company has not provided any loans or provided any advances in the nature of loans, or guarantee to other entity during the year. The Company has provided security to others during the year, as disclosed in Note 16.2 of the financial statements.
- (b) The Company has not made any investment or granted any loans or advances in the nature of loans or provided any guarantee during the year. In our opinion, and according to the information and explanations given to us, the security given during the year by the Company are not prejudicial to the Company's interest.
- (c) The Company does not have any outstanding loans and advances in the nature of loans at the beginning of the current year nor has granted any loans or advances in the nature of loans during the year. Accordingly, reporting under clauses 3(iii)(c), 3(iii)(d), 3(iii)(e) and 3(iii)(f) of the Order is not applicable to the Company.
- (iv) In our opinion, and according to the information and explanations given to us, the Company has complied with the provisions of section 186 of the Act in respect of loans and investments made and guarantees and security provided by it, as applicable. Further, the Company has not entered into any transaction covered under section 185 of the Act.
- (v) In our opinion, and according to the information and explanations given to us, the Company has not accepted any deposits or there are no amounts which have been deemed to be deposits within the meaning of sections 73 to 76 of the Act and the Companies (Acceptance of Deposits) Rules, 2014 (as amended). Accordingly, reporting under clause 3(v) of the Order is not applicable to the Company.
- (vi) The Central Government has specified maintenance of cost records under sub-section (1) of section 148 of the Act only in respect of specified products of the Company. For such products, we have broadly reviewed the books of account maintained by the Company pursuant to the Rules made by the Central Government for the maintenance of cost records under the aforesaid section, and are of the opinion that, prima facie, the prescribed accounts and records have been made and maintained. However, we have not made a detailed examination of the cost records with a view to determine whether they are accurate or complete.
- (vii)(a) In our opinion, and according to the information and explanations given to us, undisputed statutory dues including goods and services tax, provident fund, employees' state insurance, income-tax, sales-tax, service tax, duty of customs, duty of excise, value added tax, cess and other material statutory dues, as applicable, have generally been regularly deposited with the appropriate authorities by the Company, though there have been slight delays in a few cases. Further, no undisputed amounts payable in respect thereof were outstanding at the year-end for a period of more than six months from the date they became payable.




- (b) According to the information and explanations given to us, there are no statutory dues referred in sub-clause (a) which have not been deposited with the appropriate authorities on account of any dispute except for the following:

Name of the statute	Nature of dues	Gross Amount (₹ in millions)	Amount paid under Protest (₹ in millions)	Period to which the amount relates	Forum where dispute is pending	Remarks, if any
Maharashtra Value Added Tax, 2002	Value added tax	1.00	-	2011-12	Joint Commissioner (Appeal)	-

- (viii) According to the information and explanations given to us, no transactions were surrendered or disclosed as income during the year in the tax assessments under the Income Tax Act, 1961 (43 of 1961) which have not been previously recorded in the books of accounts.
- (ix)
- (a) According to the information and explanations given to us, the Company has not defaulted in repayment of its loans or borrowings or in the payment of interest thereon to any lender.
- (b) According to the information and explanations given to us including confirmations received from banks/ financial institution and other lenders and representation received from the management of the Company, and on the basis of our audit procedures, we report that the Company has not been declared a willful defaulter by any bank or financial institution or government or any government authority.
- (c) In our opinion and according to the information and explanations given to us, money raised by way of term loans (obtained from entity other than banks/ financial institutions) were applied for the purposes for which these were obtained.
- (d) In our opinion and according to the information and explanations given to us, and on an overall examination of the financial statements of the Company, funds raised by the Company on short term basis have, prima facie, not been utilised for long term purposes.
- (e) According to the information and explanations given to us, the Company does not have any subsidiaries, associates or joint ventures. Accordingly, reporting under clause 3(ix)(e) and clause 3(ix)(f) of the Order is not applicable to the Company.
- (x) (a) The Company has not raised any money by way of initial public offer or further public offer (including debt instruments), during the year. Accordingly, reporting under clause 3(x)(a) of the Order is not applicable to the Company.
- (b) According to the information and explanations given to us and on the basis of our examination of the records of the Company, the Company has not made any preferential allotment or private placement of shares or (fully, partially or optionally) convertible debentures during the year. Accordingly, reporting under clause 3(x)(b) of the Order is not applicable to the Company.



- (xi) (a) To the best of our knowledge and according to the information and explanations given to us, no fraud by the Company or no material fraud on the Company has been noticed or reported during the period covered by our audit.
- (b) According to the information and explanations given to us including the representation made to us by the management of the Company, no report under sub-section 12 of section 143 of the Act has been filed by the auditors in Form ADT-4 as prescribed under Rule 13 of Companies (Audit and Auditors) Rules, 2014, with the Central Government for the period covered by our audit.
- (c) The whistle blower complaints received by the Company during the year, as shared with us by the management have been considered by us while determining the nature, timing and extent of audit procedures.
- (xii) The Company is not a Nidhi Company and the Nidhi Rules, 2014 are not applicable to it. Accordingly, reporting under clause 3(xii) of the Order is not applicable to the Company.
- (xiii) In our opinion and according to the information and explanations given to us, all transactions entered into by the Company with the related parties are in compliance with sections 177 and 188 of the Act, where applicable. Further, the details of such related party transactions have been disclosed in the financial statements, as required under Indian Accounting Standard (Ind AS) 24, Related Party Disclosures specified in Companies (Indian Accounting Standards) Rules 2015 as prescribed under section 133 of the Act.
- (xiv) (a) In our opinion and according to the information and explanations given to us, the Company has an internal audit system as per the provisions of section 138 of the Act which is commensurate with the size and nature of its business.
- (b) We have considered the reports issued by the Internal Auditors of the Company till date for the period under audit.
- (xv) According to the information and explanation given to us, the Company has not entered into any non-cash transactions with its directors or persons connected with its directors and accordingly, reporting under clause 3(xv) of the Order with respect to compliance with the provisions of section 192 of the Act are not applicable to the Company.
- (xvi) The Company is not required to be registered under section 45-IA of the Reserve Bank of India Act, 1934. Accordingly, reporting under clauses 3(xvi)(a),(b) and (c) of the Order are not applicable to the Company.
- (d) Based on the information and explanations given to us and as represented by the management of the Company, the Group (as defined in Core Investment Companies (Reserve Bank) Directions, 2016) does not have any CIC.
- (xvii) The Company has incurred cash losses in the current financial year and in the immediately preceding financial years amounting to Rs. 114.92 millions and Rs. 280.28 millions respectively.
- (xviii) There has been no resignation of the statutory auditors during the year. Accordingly, reporting under clause 3(xviii) of the Order is not applicable to the Company.



Suzlon Gujarat Wind Park Limited

**Independent Auditor's Report on the Audit of the Financial Statements for the year ended
31 March 2023**

- (xix) According to the information and explanations given to us and on the basis of the financial ratios, ageing and expected dates of realisation of financial assets and payment of financial liabilities, other information accompanying the financial statements, our knowledge of the plans of the Board of Directors and management and based on our examination of the evidence supporting the assumptions, nothing has come to our attention, which causes us to believe that any material uncertainty exists as on the date of the audit report indicating that Company is not capable of meeting its liabilities existing at the date of balance sheet as and when they fall due within a period of one year from the balance sheet date. We, however, state that this is not an assurance as to the future viability of the company. We further state that our reporting is based on the facts up to the date of the audit report and we neither give any guarantee nor any assurance that all liabilities falling due within a period of one year from the balance sheet date, will get discharged by the company as and when they fall due.
- (xx) According to the information and explanations given to us, the Company does not meet the criteria as specified under sub-section (1) of section 135 of the Act read with the Companies (Corporate Social Responsibility Policy) Rules, 2014 and according, reporting under clause 3(xx) of the Order is not applicable to the Company.
- (xxi) The reporting under clause 3(xxi) of the Order is not applicable in respect of audit of financial statements of the Company. Accordingly, no comment has been included in respect of said clause under this report.

For Walker Chandiok & Co LLP

Chartered Accountants

Firm's Registration No.: 001076N/N500013



Shashi Tadwalkar

Partner

Membership No.: 101797



UDIN: 23101797BGXFAP7705

Place: Pune

Date: 30 May 2023

Annexure II to the Independent Auditor's Report of even date to the members of Suzlon Gujarat Wind Park Limited on the financial statements for the year ended 31 March 2023

Independent Auditor's Report on the internal financial controls with reference to the financial statements under Clause (i) of Sub-section 3 of Section 143 of the Companies Act, 2013 ('the Act')

1. In conjunction with our audit of the financial statements of **Suzlon Gujarat Wind Park Limited** ('the Company') as at and for the year ended 31 March 2023, we have audited the internal financial controls with reference to financial statements of the Company as at that date.

Responsibilities of Management for Internal Financial Controls

2. The Company's Board of Directors is responsible for establishing and maintaining internal financial controls based on internal financial controls with reference to financial statements criteria established by the Company considering the essential components of internal control stated in Guidance note on Audit of Internal Financial Controls Over Financial Reporting ('the Guidance Note') issued by Institute of Chartered Accountants of India ('ICAI'). These responsibilities include the design, implementation and maintenance of adequate internal financial controls that were operating effectively for ensuring the orderly and efficient conduct of the Company's business, including adherence to the Company's policies, the safeguarding of its assets, the prevention and detection of frauds and errors, the accuracy and completeness of the accounting records, and the timely preparation of reliable financial information, as required under the Act.

Auditor's Responsibility for the Audit of the Internal Financial Controls with Reference to Financial Statements

3. Our responsibility is to express an opinion on the Company's internal financial controls with reference to financial statements based on our audit. We conducted our audit in accordance with the Standards on Auditing issued by the Institute of Chartered Accountants of India ('ICAI') prescribed under Section 143(10) of the Act, to the extent applicable to an audit of internal financial controls with reference to financial statements, and the Guidance Note on Audit of Internal Financial Controls Over Financial Reporting ('the Guidance Note') issued by the ICAI. Those Standards and the Guidance Note require that we comply with ethical requirements and plan and perform the audit to obtain reasonable assurance about whether adequate internal financial controls with reference to financial statements were established and maintained and if such controls operated effectively in all material respects.
4. Our audit involves performing procedures to obtain audit evidence about the adequacy of the internal financial controls with reference to financial statements and their operating effectiveness. Our audit of internal financial controls with reference to financial statements includes obtaining an understanding of such internal financial controls, assessing the risk that a material weakness exists, and testing and evaluating the design and operating effectiveness of internal control based on the assessed risk. The procedures selected depend on the auditor's judgement, including the assessment of the risks of material misstatement of the financial statements, whether due to fraud or error.
5. We believe that the audit evidence we have obtained is sufficient and appropriate to provide a basis for our audit opinion on the Company's internal financial controls with reference to financial statements.



Meaning of Internal Financial Controls with Reference to Financial Statements

6. A company's internal financial controls with reference to financial statements is a process designed to provide reasonable assurance regarding the reliability of financial reporting and the preparation of financial statements for external purposes in accordance with generally accepted accounting principles. A company's internal financial controls with reference to financial statements include those policies and procedures that (1) pertain to the maintenance of records that, in reasonable detail, accurately and fairly reflect the transactions and dispositions of the assets of the company; (2) provide reasonable assurance that transactions are recorded as necessary to permit preparation of financial statements in accordance with generally accepted accounting principles, and that receipts and expenditures of the company are being made only in accordance with authorisations of management and directors of the company; and (3) provide reasonable assurance regarding prevention or timely detection of unauthorised acquisition, use, or disposition of the company's assets that could have a material effect on the financial statements.


Inherent Limitations of Internal Financial Controls with Reference to Financial Statements

7. Because of the inherent limitations of internal financial controls with reference to financial statements, including the possibility of collusion or improper management override of controls, material misstatements due to error or fraud may occur and not be detected. Also, projections of any evaluation of the internal financial controls with reference to financial statements to future periods are subject to the risk that the internal financial controls with reference to financial statements may become inadequate because of changes in conditions, or that the degree of compliance with the policies or procedures may deteriorate.

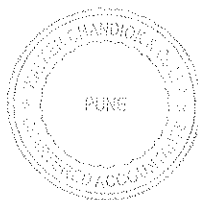
Opinion

8. In our opinion, the Company has, in all material respects, adequate internal financial controls with reference to financial statements and such controls were operating effectively as at 31 March 2023, based on internal financial controls with reference to financial statements criteria established by the Company considering the essential components of internal control stated in the Guidance note issued by the ICAI.

For **Walker Chandio & Co LLP**
Chartered Accountants
Firm's Registration No.: 001076N/N500013



Shashi Tadwalkar
Partner
Membership No.: 101797



UDIN: 23101797BGXFAP7705

Place: Pune
Date: 30 May 2023

Suzlon Gujarat Wind Park Limited

Balance Sheet as at March 31, 2023

All amounts in ₹ Million, unless otherwise stated

Particulars	Notes	As at March 31, 2023	As at March 31, 2022
Assets			
Non-current assets			
Property, plant and equipment	6	298.65	310.37
Right-of-use asset	30	1.98	1.99
Goodwill	7	-	-
Financial assets			
Investments	8	0.13	0.13
Trade receivables	9	-	-
Other financial assets	10	11.10	0.02
Other non-current assets	11	30.90	40.95
		342.76	353.46
Current assets			
Inventories	12	799.39	1,029.36
Financial assets			
Trade receivables	9	825.20	830.65
Cash and cash equivalents	13	10.99	339.55
Bank balance other than above		-	24.35
Other financial assets	10	12.51	16.73
Current tax asset, net		-	-
Other current assets	11	1,849.20	2,011.88
		3,497.29	4,252.52
Total assets		3,840.05	4,605.98
Equity and liabilities			
Equity			
Share capital	14	12,459.15	12,459.15
Other equity	15	(12,711.11)	(12,528.71)
		(251.96)	(69.56)
Non-current liabilities			
Financial liabilities			
Borrowings	16	3,098.54	454.98
Other financial liabilities	17	148.82	162.90
Provisions	18	5.58	7.56
		3,252.94	625.44
Current liabilities			
Financial liabilities			
Borrowings	16	-	2,789.02
Trade payables	19		
Total outstanding dues of micro enterprises and small enterprises		1.10	1.02
Total outstanding dues of creditors other than micro enterprises and small enterprises		612.75	969.14
Other financial liabilities	17	14.38	127.70
Contract liabilities		127.63	52.28
Other current liabilities	20	79.09	103.34
Provisions	18	4.12	7.60
		839.07	4,050.10
Total equity and liabilities		3,840.05	4,605.98

Summary of significant accounting policies

2.3

The accompanying notes are an integral part of the financial statements.

In terms of our report attached

For Walker Chandok & Co LLP

Chartered Accountants

ICAI Firm Registration Number: 001076N/N500013

Shashi Tadwalkar

Shashi Tadwalkar

Partner

Membership No.: 101797



For and on behalf of the Board of Directors of

Suzlon Gujarat Wind Park Limited

Vinod R. Tanti
Vinod R. Tanti
Non-Executive Director
DIN : 00002266

Avanti Gulavani
Avanti Gulavani
Company Secretary
Membership No.: A28956



Balrajsinh A. Parmar
Balrajsinh A. Parmar
Whole-Time Director
DIN : 00002276

Rakesh Bhandari
Rakesh Bhandari
Chief Financial Officer
ICAI Membership No.: 077447

Place : Pune

Date : May 30, 2023

Place : Pune
Date : May 30, 2023

Suzlon Gujarat Wind Park Limited

Statement of profit and loss for the year ended March 31, 2023

All amounts in ₹ Million, unless otherwise stated

Particulars	Notes	March 31, 2023	March 31, 2022
Income			
Revenue from contract with customers	21	618.49	672.82
Other operating income		1.17	2.43
Other income	22	0.64	5.88
		620.30	681.13
Expenses			
Cost of raw materials consumed and services rendered	23	594.92	393.29
Changes in inventories of work-in-progress and finished goods	23	-	-
Employee benefits expense	24	60.86	74.77
Depreciation expense	6	12.15	14.06
Finance costs	25	46.51	360.48
Other expenses	26	94.19	111.81
		808.63	954.41
Profit/ (loss) before tax		(188.33)	(273.28)
Tax expenses	27	-	-
Profit/ (loss) after tax		(188.33)	(273.28)
Other comprehensive income			
Item that will not be reclassified to profit or loss in subsequent years :			
Remeasurements of the defined benefit plans	29	5.93	1.10
Income tax effect on the above		-	-
		5.93	1.10
Other comprehensive income for the year, net of tax		5.93	1.10
Total comprehensive income for the year		(182.40)	(272.18)
Earnings/ (loss) per equity share:			
Basic and diluted [Nominal value of share ₹ 10 (₹ 10)]	28	(0.15)	(0.22)
Summary of significant accounting policies	2.3		

The accompanying notes are an integral part of the financial statements.

In terms of our report attached

For Walker Chandio & Co LLP
Chartered Accountants
ICAI Firm Registration Number: 001076N/N500013

Shashi Tadwalkar

Shashi Tadwalkar
Partner
Membership No.: 101797



Place : Pune
Date : May 30, 2023

For and on behalf of the Board of Directors of
Suzlon Gujarat Wind Park Limited

Vinod R. Tanti
Vinod R. Tanti
Non-Executive Director
DIN : 00002266

Avanti Gulavani
Avanti Gulavani
Company Secretary
Membership No.: A28956



Balrajsinh A. Parmar
Balrajsinh A. Parmar
Whole-Time Director
DIN : 00002276

Rakesh Bhandari
Rakesh Bhandari
Chief Financial Officer
ICAI Membership No.: 077447

Place : Pune
Date : May 30, 2023

Suzlon Gujarat Wind Park Limited
Cash flow statement for the year ended March 31, 2023

All amounts in ₹ Million, unless otherwise stated

Particulars	March 31, 2023	March 31, 2022
Cash flow from operating activities		
Profit/ (loss) before tax	(188.33)	(273.28)
Adjustments for:		
Depreciation expense	12.15	14.06
Other income	(0.64)	(5.88)
Interest expense and other borrowing cost	46.14	360.48
Impairment allowance	9.49	(8.12)
Allowance for doubtful debts and advances	51.77	(12.94)
Operating profit/ (loss) before working capital changes	(69.42)	74.32
Movements in working capital		
(Increase)/ decrease in loans, financial assets and other assets	72.44	1,109.53
(Increase)/ decrease in trade receivables	(55.66)	515.96
(Increase)/ decrease in inventories	229.97	36.62
(Decrease)/ increase in other liabilities, financial liabilities and provisions	(348.64)	31.66
Cash (used in)/ generated from operating activities	(171.31)	1,768.09
Direct taxes paid (net of refunds)	10.10	(25.77)
Net cash (used in)/ generated from operating activities	A (161.21)	1,742.32
Cash flow from investing activities		
Payment for purchase of property, plant and equipment including capital advances	(0.48)	(35.58)
Interest received	0.38	6.08
Net cash (used in)/ generated from investing activities	B (0.10)	(29.50)
Cash flow from financing activities		
(Repayment) / proceeds from short term-borrowings, net	376.23	(1,376.22)
Repayment from long term-borrowings, net (refer Note 16)	(556.88)	(54.12)
Interest and other borrowing cost paid	(10.95)	(52.43)
Net cash (used in)/ generated from financing activities	C (191.60)	(1,482.77)
Net increase/ (decrease) in cash and cash equivalents	(A+B+C) (352.91)	230.05
Cash and cash equivalents at the beginning of year	363.90	133.85
Cash and cash equivalents at the end of year	10.99	363.90

Components of cash and cash equivalents	As at March 31, 2023	As at March 31, 2022
Cash on hand	2.64	2.56
Balances with banks	8.35	336.99
Bank balance other than above	-	24.35
	10.99	363.90

Summary of significant accounting policies

2.3

The figures in brackets represent outflows.


The accompanying notes are an integral part of the financial statements.

In terms of our report attached

For Walker Chandio & Co LLP

Chartered Accountants

ICAI Firm Registration Number: 001076N/N500013



Shashi Tadwalkar

Partner

Membership No.: 101797



 For and on behalf of the Board of Directors of
Suzlon Gujarat Wind Park Limited



Vinod R. Tanti

Non-Executive Director

DIN : 00002266



Avanti Gulavani

Company Secretary


Membership No.: A28956



Balrajsinh A. Parmar

Whole-Time Director

DIN : 00002276



Rakesh Bhandari

Chief Financial Officer

ICAI Membership No.: 077447

Place : Pune

Date : May 30, 2023

Place : Pune

Date : May 30, 2023



Suzlon Gujarat Wind Park Limited

Statement of changes in equity for the year ended March 31, 2023

All amounts in ₹ Million, unless otherwise stated

A. Equity share capital

Equity shares of ₹ 10 each, issued, subscribed and fully paid

As at April 01, 2021

Issue of share capital (refer Note 14)

As at March 31, 2022

Issue of share capital (refer Note 14)

As at March 31, 2023

No. in Million	₹ in Million
1,245.92	12,459.15
-	-
1,245.92	12,459.15
-	-
1,245.92	12,459.15

B. Other equity

	Reserves and surplus			Total
	Capital contribution reserve	General reserve	Retained earnings	
As at April 1, 2021	1,871.44	14.03	(14,142.00)	(12,256.53)
Profit/ (loss) for the year	-	-	(273.28)	(273.28)
Other comprehensive income (Refer Note 29)	-	-	1.10	1.10
As at March 31, 2022	1,871.44	14.03	(14,414.18)	(12,528.71)
As at April 1, 2022	1,871.44	14.03	(14,414.18)	(12,528.71)
Profit/ (loss) for the year	-	-	(188.33)	(188.33)
Other comprehensive income (refer Note 29)	-	-	5.93	5.93
As at March 31, 2023	1,871.44	14.03	(14,596.58)	(12,711.11)

Summary of significant accounting policies 2.3

Refer Note 15 for nature and purpose of reserves.

The accompanying notes are an integral part of the financial statements.

In terms of our report attached

For Walker Chandio & Co LLP

Chartered Accountants

ICAI Firm Registration Number: 001076N/N500013


For and on behalf of the Board of Directors of
Suzlon Gujarat Wind Park Limited



Shashi Tadwalkar

Partner

Membership No.: 101797



Vinod R. Tanti

Non-Executive Director

DIN : 00002266



Balrajsinh A. Parmar

Whole-Time Director


DIN : 00002276



Avanti Gulavani

Company Secretary

Membership No.: A28956



Rakesh Bhandari

Chief Financial Officer

ICAI Membership No.: 077447



Place : Pune

Date : May 30, 2023

Place : Pune

Date : May 30, 2023



Suzlon Gujarat Wind Park Limited

Notes to financial statements for the year ended March 31, 2023

All amounts in ₹ Million, unless otherwise stated

1. Company information

Suzlon Gujarat Wind Park Limited ('SGWPL' or the 'Company') having CIN U40108GJ2004PLC044409 is a public company domiciled in India and incorporated under the provisions of Companies Act, 1956. The registered office of the Company is located at Suzlon House, 5 Shrimali Society, Near Shree Krishna Centre, Navrangpura, Ahmedabad, India. The principal place of business is its headquarters located at One Earth, Hadapsar, Pune - 411 028, India.

The Company is primarily engaged into sale and lease/ sub lease of land and power generation business.

The financial statements were authorised for issue in accordance with a resolution of the directors on May 30, 2023.

2. Basis of preparation and significant accounting policies

2.1 Basis of preparation

The financial statements of the Company have been prepared in accordance with Indian Accounting Standards (Ind AS) notified under the Companies (Indian Accounting Standards) Rules, 2015 (as amended from time to time) and presentation requirements of Division II of Schedule III to the Companies Act, 2013, (Ind AS compliant Schedule III), as applicable to the financial statements.

The financial statements have been prepared on a historical cost basis, except certain financial assets and liabilities measured at fair value (refer accounting policy regarding financial instruments 2.3(m)).

The financial statements are presented in Indian Rupees (₹) and all values are rounded to the nearest Million (₹ 0,00,000) up to two decimals, except when otherwise indicated.

The Company has prepared the financial statements on the basis that it will continue to operate as a going concern.

2.2 Changes in accounting policies and disclosures

Few amendments apply for the first time for the year ended March 31, 2023, but do not have an impact on the financial statements of the Company. The Company intends to adopt these standards, if applicable, when they become effective.

2.3 Summary of significant accounting policies

a. Current versus non-current classification

The Company presents assets and liabilities in the balance sheet based on current/ non-current classification. An asset is treated as current when it is:

- Expected to be realised or intended to be sold or consumed in normal operating cycle
- Held primarily for the purpose of trading
- Expected to be realised within twelve months after the reporting period, or
- Cash or cash equivalent unless restricted from being exchanged or used to settle a liability for at least twelve months after the reporting period.

All other assets are classified as non-current.

A liability is current when:

- It is expected to be settled in normal operating cycle
- It is held primarily for the purpose of trading
- It is due to be settled within twelve months after the reporting period, or
- There is no unconditional right to defer the settlement of the liability for at least twelve months after the reporting period.

Deferred tax assets and liabilities are classified as non-current assets and liabilities. The Company classifies all other liabilities as non-current.



The operating cycle is the time between the acquisition of assets for processing and their realisation in cash and cash equivalents. The Company has identified twelve months as its operating cycle.

b. Foreign currencies

The Company's financial statements are presented in Indian ₹, which is also the Company's functional currency.

Transactions and balances

Foreign currency transactions are recorded in the reporting currency, by applying to the foreign currency amount the exchange rate between the reporting currency and the foreign currency at the date of the transaction.

Foreign currency monetary items are retranslated using the exchange rate prevailing at the reporting date. Exchange differences arising on settlement or translation of monetary items are recognised in statement of profit and loss.

c. Fair value measurement

The Company measures financial instruments at fair value at each balance sheet date.

Fair value is the price that would be received to sell an asset or paid to transfer a liability in an orderly transaction between market participants at the measurement date. The fair value measurement is based on the presumption that the transaction to sell the asset or transfer the liability takes place either:

- In the principal market for the asset or liability, or
- In the absence of a principal market, in the most advantageous market for the asset or liability

The principal or the most advantageous market must be accessible by the Company.

The fair value of an asset or a liability is measured using the assumptions that market participants would use when pricing the asset or liability, assuming that market participants act in their economic best interest.

A fair value measurement of a non-financial asset takes into account a market participant's ability to generate economic benefits by using the asset in its highest and best use or by selling it to another market participant that would use the asset in its highest and best use.

The Company uses valuation techniques that are appropriate in the circumstances and for which sufficient data are available to measure fair value, maximising the use of relevant observable inputs and minimising the use of unobservable inputs.

All assets and liabilities for which fair value is measured or disclosed in the financial statements are categorised within the fair value hierarchy, described as follows, based on the lowest level input that is significant to the fair value measurement as a whole:

- Level 1 - Quoted (unadjusted) market prices in active markets for identical assets or liabilities
- Level 2 - Valuation techniques for which the lowest level input that is significant to the fair value measurement is directly or indirectly observable
- Level 3 - Valuation techniques for which the lowest level input that is significant to the fair value measurement is unobservable

For assets and liabilities that are recognised in the financial statements on a recurring basis, the Company determines whether transfers have occurred between levels in the hierarchy by re-assessing categorisation (based on the lowest level input that is significant to the fair value measurement as a whole) at the end of each reporting period.



The Company management determines the policies and procedures for recurring and non-recurring fair value measurement. Involvement of external valuers is decided upon annually by the Company management. The management decides after discussion with external valuers, about valuation technique and inputs to use for each case.

At each reporting date, the Company's management analyses the movements in the values of assets and liabilities which are required to be re-measured or re-assessed as per the Company's accounting policies. For this analysis, the Company verifies the major inputs applied in the latest valuation by agreeing the information in the valuation computation to contracts and other relevant documents.

The Company, in conjunction with the Company's external valuers, also compares the change in the fair value of each asset and liability with relevant external sources to determine whether the change is reasonable.

For the purpose of fair value disclosures, the Company has determined classes of assets and liabilities on the basis of the nature, characteristics and risks of the asset or liability and the level of the fair value hierarchy as explained above.

d. Revenue from contracts with customers

Revenue from contracts with customers is recognised at the point in time when control of the goods or services is transferred to the customer at an amount that reflects the consideration to which the Company expects to be entitled in exchange for those goods or services.

Land revenue

Revenue from land lease activity is recognised upon the transfer of leasehold rights to the customers. Revenue from sale of land/ right to sale land is recognised at the point in time when control of goods is transferred to the customer as per the terms of the respective sales order. Revenue from land development is recognised upon rendering of the service as per the terms of the respective sales order.

Power generation

Income from power generation is recognised on sale of unit generated and invoiced to respective state electricity board.

Payment terms:

The Company considers whether there are other promises in the contract that are separate performance obligations to which a portion of the transaction price needs to be allocated. In determining the transaction price for services rendered, the Company considers the effects of variable consideration and consideration payable to the customer (if any).

Contract balances

i. Contract assets

A contract asset is the right to consideration in exchange for goods or services transferred to the customer. If the Company performs by transferring goods or services to a customer before the customer pays consideration or before payment is due, a contract asset is recognised for the earned consideration that is conditional.

ii. Trade receivables

A receivable represents the Company's right to an amount of consideration that is unconditional (i.e., only the passage of time is required before payment of the consideration is due). Refer to accounting policies of financial assets in section (n) Financial instruments – initial recognition and subsequent measurement.



iii. Contract liabilities

A contract liability is the obligation to transfer goods or services to a customer for which the Company has received consideration (or an amount of consideration is due) from the customer. If a customer pays consideration before the Company transfers goods or services to the customer, a contract liability is recognised when the payment is made or the payment is due (whichever is earlier). Contract liabilities are recognised as revenue when the Company performs under the contract.

e. Taxes

Current income tax

Current income tax assets and liabilities are measured at the amount expected to be recovered from or paid to the taxation authorities. The tax rates and tax laws used to compute the amount are those that are enacted or substantively enacted, at the reporting date.

Current income tax relating to items recognised outside statement of profit and loss is recognised either in other comprehensive income or in equity. Current tax items are recognised in correlation to the underlying transaction either in OCI or directly in equity. Management periodically evaluates the positions taken in the tax returns with respect to situations in which applicable tax regulations are subject to interpretation and establishes provisions where appropriate.

Deferred tax

Deferred tax is provided using the balance sheet method on temporary differences between the tax bases of assets and liabilities and their carrying amounts for financial reporting purposes at the reporting date.

Deferred tax liabilities ('DTL') are recognised for all taxable temporary differences, except when the DTL arises from the initial recognition of goodwill or an asset or liability in a transaction that is not a business combination and, at the time of the transaction, affects neither the accounting profit nor taxable profit or loss.

Deferred tax assets ('DTA') are recognised for all deductible temporary differences, the carry forward of unused tax credits and any unused tax losses. DTA are recognised to the extent that it is probable that taxable profit will be available against which the deductible temporary differences, and the carry forward of unused tax credits and unused tax losses can be utilised, except when the DTA relating to the deductible temporary difference arises from the initial recognition of an asset or liability in a transaction that is not a business combination and, at the time of the transaction, affects neither the accounting profit nor taxable profit or loss. The carrying amount of deferred tax assets is reviewed at each reporting date and reduced to the extent that it is no longer probable that sufficient taxable profit will be available to allow all or part of the DTA to be utilised. Unrecognised DTA are re-assessed at each reporting date and are recognised to the extent that it has become probable that future taxable profits will allow the DTA to be recovered.

DTA and DTL are measured at the tax rates that are expected to apply in the year when the asset is realised or the liability is settled, based on tax rates (and tax laws) that have been enacted or substantively enacted at the reporting date. DTA and DTL are offset if a legally enforceable right exists to set off current tax assets against current tax liabilities and the deferred taxes relate to the same taxable entity and the same taxation authority.

Deferred tax relating to items recognised outside profit or loss is recognised either in other comprehensive income or in equity.

f. Property, plant and equipment (PPE)

PPE are stated at cost, net of accumulated depreciation and accumulated impairment loss, if any. Such cost includes the cost of replacing part of the plant and equipment and borrowing costs for long-term construction projects if the recognition criteria are met. When significant parts of plant and equipment are required to be replaced at intervals, the Company depreciates them separately based on their specific useful lives.



Suzlon Gujarat Wind Park Limited

Notes to financial statements for the year ended March 31, 2023

All amounts in ₹ Million, unless otherwise stated

Capital work-in-progress comprises of the cost of PPE that are not yet ready for their intended use as at the balance sheet date.

Likewise, when a major inspection is performed, its cost is recognised in the carrying amount of the plant and equipment as a replacement if the recognition criteria are satisfied. All other repair and maintenance costs are recognised in the statement of profit and loss when they are incurred.

Depreciation is calculated on the written down value method ('WDV') based on the useful lives and residual values estimated by the management in accordance with Schedule II to the Companies Act, 2013 as per table given below. The identified components are depreciated separately over their useful lives; the remaining components are depreciated over the life of the principal asset.

Type of asset	Useful lives (years)
Buildings	28 to 58
Windfarm plant and machinery	22
Computers	3

The Company, based on technical assessment made by technical expert and management estimate, depreciates certain items over estimated useful lives which are different from the useful life prescribed in Schedule II to the Companies Act, 2013. The management believes that these estimated useful lives are realistic and reflect fair approximation of the period over which the assets are likely to be used.

Gains or losses arising from de-recognition of PPE are measured as the difference between the net disposal proceeds and the carrying amount of the asset on the date of disposal and are recognised in the statement of profit and loss when the asset is derecognised.

The residual values, useful lives and methods of depreciation of PPE are reviewed at each financial year end and adjusted prospectively, if appropriate.

g. Borrowing costs

Borrowing costs directly attributable to the acquisition, construction or production of a qualifying asset that necessarily takes a substantial period of time to get ready for its intended use or sale are capitalised as part of the cost of the asset. All other borrowing costs are expensed in the period in which they occur. Borrowing cost includes interest and amortisation of ancillary costs incurred in connection with the arrangement of borrowings.

h. Leases


The Company assesses whether a contract contains a lease, at inception of a contract. A contract is, or contains, a lease if the contract conveys the right to control the use of an identified asset for a period of time in exchange for consideration.

Company as a lessee

The Company applies a single recognition and measurement approach for all leases, except for short-term leases and leases of low-value assets. The Company recognises lease liabilities to make lease payments and right-of-use assets representing the right to use the underlying assets.

i. Right-of-use assets (ROU assets)

The Company's lease asset classes primarily consist of leases for land and buildings. The Company recognises ROU assets at the commencement date of the lease (i.e., the date the underlying asset is available for use). ROU assets are measured at cost, less any accumulated depreciation and impairment losses, and adjusted for any re-measurement of lease liabilities. The cost of ROU assets includes the amount of lease liabilities recognised, initial direct costs incurred, and lease payments made at or before the commencement date less any lease incentives received. ROU assets are depreciated from the commencement date on a straight-line basis over the shorter of the lease term and useful life of the underlying asset. The ROU assets are also subject to impairment. Refer to the accounting policies in section (j) Impairment of non-financial assets.



ii. Lease liabilities

At the commencement date of the lease, the Company recognises lease liabilities measured at the present value of lease payments to be made over the lease term. The lease payments include fixed payments less any lease incentives receivable. In calculating the present value of lease payments, the Company uses its borrowing rate implicit in the lease or, if not readily determinable, using the incremental borrowing rates at the lease commencement date. After the commencement date, the amount of lease liabilities is increased to reflect the accretion of interest and reduced for the lease payments made. In addition, the carrying amount of lease liabilities is re-measured if there is a modification, a change in the lease term or a change in the lease payments.

iii. Short-term leases and leases of low-value assets

The Company applies the short-term lease recognition exemption to its short-term leased asset (i.e., those leases that have a lease term of 12 months or less from the commencement date and do not contain a purchase option). It also applies the lease of low-value assets recognition exemption to leases that are considered to be low value. For the short-term and low-value leases, the Company recognizes the lease payments as an operating expense on a straight-line basis over the term of the lease.

Company as a lessor

Leases in which the Company does not transfer substantially all the risks and benefits of ownership of the asset is classified as operating leases. Assets subject to operating leases other than land and building are included in property, plant and equipment. Lease income on an operating lease is recognised in the statement of profit and loss on a straight-line basis over the lease term. Costs, including depreciation, are recognised as an expense in the statement of profit and loss.

i. Inventories

Stock of land and land lease rights is valued at lower of cost and estimated net realisable value. Cost is determined on specific identification basis. Net realisable value is determined by management using technical estimates.

Net realisable value is the estimated selling price in the ordinary course of business, less estimated costs of completion and estimated costs necessary to make the sale.

j. Impairment of non-financial assets

The Company assesses at each reporting date whether there is an indication that an asset may be impaired. If any indication exists, or when annual impairment testing for an asset is required, the Company estimates the asset's recoverable amount. An asset's recoverable amount is the higher of an asset's or cash-generating unit's ('CGU') net selling price and its value in use. The recoverable amount is determined for an individual asset, unless the asset does not generate cash inflows that are largely independent of those from other assets or groups of assets. Where the carrying amount of an asset or CGU exceeds its recoverable amount, the asset is considered impaired and is written down to its recoverable amount. Impairment losses are recognised in the statement of profit and loss.

In assessing value in use, the estimated future cash flows are discounted to their present value using a pre-tax discount rate that reflects current market assessments of the time value of money and the risks specific to the asset. In determining net selling price, recent market transactions are taken into account, if available. If no such transactions can be identified, an appropriate valuation model is used.

After impairment, depreciation is provided on the revised carrying amount of the asset over its remaining useful life.

The impairment loss recognised in prior accounting periods is reversed if there has been a change in estimates of recoverable amount. The carrying value after reversal is not increased beyond the carrying value that would have prevailed by charging usual depreciation if there was no impairment.



k. Provisions

Provisions are recognised when the Company has a present obligation (legal or constructive) as a result of a past events, it is probable that an outflow of resources embodying economic benefits will be required to settle the obligation and a reliable estimate can be made of the amount of the obligation.

If the effect of the time value of money is material, provisions are discounted using a current pre-tax rate that reflects, when appropriate, the risks specific to the liability. When discounting is used, the increase in the provision due to the passage of time is recognised as a finance cost.

l. Employee benefits

i. Short-term employee benefits:

Employee benefits such as short-term compensated absences, bonus, ex-gratia and performance linked rewards falling due within twelve months of rendering the service are classified as short-term employee benefits and are charged to the statement of profit and loss in the period in which the employee renders the service.

ii. Post-employment benefits:

A. Defined contribution schemes:

The Company provides defined contribution schemes such as Statutory Provident Fund, Employee State Insurance, Voluntary Superannuation and the pension plan. The Company has no obligation other than the contribution payable to the funds which is recognised as an expense, when an employee renders the related service. If the contribution payable to the scheme for service received before the balance sheet date exceeds the contribution already paid, the deficit payable to the scheme is recognised as a liability after deducting the contribution already paid. If the contribution already paid exceeds the contribution due for services received before the balance sheet date, then excess is recognized as an asset to the extent that the pre-payment will lead to, for example, a reduction in future payment or a cash refund.

B. Defined benefit plan:

The employee's gratuity fund scheme managed by board of trustees established by the Company, represent defined benefit plan. Gratuity is provided for on the basis of actuarial valuation, using projected unit credit method as at each balance sheet date.

Re-measurements, comprising of actuarial gains and losses, the effect of the asset ceiling, excluding amounts included in net interest on the net defined benefit liability and the return on plan assets (excluding amounts included in net interest on the net defined benefit liability), are recognised immediately in the balance sheet with a corresponding debit or credit to retained earnings through OCI in the period in which they occur. Re-measurements are not reclassified to statement of profit and loss in subsequent periods. Net interest is calculated by applying the discount rate to the net defined benefit liability or asset. The Company recognised the following changes in defined benefit obligation as an expense in statement of profit or loss:

- Service cost comprising of current service cost, past service cost gains and loss on entitlements and non-routine settlement.
- Net interest expenses or income.

Gains or losses on settlement of any defined benefit plan are recognised when the settlement occurs. In case of funded plans, the fair value of the plan assets is reduced from the gross obligation under the defined benefit plans to recognise the obligation on a net basis.



[THIS PLACE IS INTENTIONALLY LEFT BLANK]



iii. Long-term employee benefits:

The Company provides long-term benefits such as Retention bonus (i.e. long service award) and compensated absences. Retention bonus is awarded to certain cadre of employees on completion of specific years of service. The obligation recognised in respect of these long-term benefits is measured at present value of estimated future cash flows expected to be made by the Company and is recognised on the basis of actuarial valuation, using projected unit credit method as at each balance sheet date. As the Company does not have an unconditional right to defer its settlement for 12 months after the reporting date, the entire leave is presented as a current liability in the balance sheet and expenses recognised in statement of profit and loss account. Long-term compensated balances and retention bonus are unfunded.

m. Financial instruments

A financial instrument is any contract that gives rise to a financial asset of one entity and a financial liability or equity instrument of another entity.

Financial assets

Initial recognition and measurement

With the exception of trade receivables that do not contain a significant financing component or for which the Company has applied the practical expedient, on initial recognition, a financial asset is recognised at fair value, in case of financial assets which are recognised at fair value through profit or loss, its transaction cost is recognised in the statement of profit and loss. In other cases, the transaction cost is attributed to the acquisition value of the financial asset.

Trade receivables that do not contain a significant financing component or for which the Company has applied the practical expedient are measured at the transaction price determined under Ind AS 115. Refer to the accounting policies in section (d) Revenue from contracts with customers.

Subsequent measurement

For purposes of subsequent measurement, financial assets are classified in four categories:

- Debt instruments at amortised cost
- Debt instruments at fair value through other comprehensive income (FVTOCI)
- Debt instruments, derivatives and equity instruments at fair value through profit or loss (FVTPL)
- Equity instruments measured at fair value through other comprehensive income (FVTOCI)

Debt instruments at amortised cost

A 'debt instrument' is measured at the amortised cost if both the following conditions are met:

- The asset is held within a business model whose objective is to hold assets for collecting contractual cash flows, and
- Contractual terms of the asset give rise on specified dates to cash flows that are solely payments of principal and interest (SPPI) on the principal amount outstanding.

After initial measurement, such financial assets are subsequently measured at amortised cost using the effective interest rate (EIR) method. Amortised cost is calculated by taking into account any discount or premium on acquisition and fees or costs that are an integral part of the EIR. The EIR amortisation is included in other income in the statement of profit and loss. The losses arising from impairment are recognised in the statement of profit and loss. This category generally applies to trade and other receivables.

Debt instrument at FVTOCI

A 'debt instrument' is classified as at the FVTOCI if both of the following criteria are met:

- The objective of the business model is achieved both by collecting contractual cash flows and selling the financial assets, and
- The asset's contractual cash flows represent SPPI.



Suzlon Gujarat Wind Park Limited

Notes to financial statements for the year ended March 31, 2023

All amounts in ₹ Million, unless otherwise stated

Debt instruments included within the FVTOCI category are measured initially as well as at each reporting date at fair value. Fair value movements are recognised in the other comprehensive income (OCI). However, the Company recognizes interest income, impairment losses and reversals and foreign exchange gain or loss in the statement of profit and loss. On de-recognition of the asset, cumulative gain or loss previously recognised in OCI is reclassified from the equity to statement of profit and loss. Interest earned whilst holding FVTOCI debt instrument is reported as interest income using the EIR method. The Company has not designated any financial asset as at FVTOCI.

Debt instrument at FVTPL

FVTPL is a residual category for debt instruments. Any debt instrument, which does not meet the criteria for categorization as at amortized cost or as FVTOCI, is classified as at FVTPL.

In addition, the Company may elect to designate a debt instrument, which otherwise meets amortized cost or FVTOCI criteria, as at FVTPL. However, such election is allowed only if doing so reduces or eliminates a measurement or recognition inconsistency (referred to as 'accounting mismatch').

Debt instruments included within the FVTPL category are measured at fair value with all changes recognised in the statement of profit and loss.

Equity investments

All equity investments in scope of Ind AS 109 are measured at fair value. Equity instruments which are held for trading and contingent consideration recognised by an acquirer in a business combination to which Ind AS 103 applies are classified as at FVTPL. For all other equity instruments, the Company may make an irrevocable election to present in other comprehensive income subsequent changes in the fair value. The Company makes such election on an instrument by- instrument basis. The classification is made on initial recognition and is irrevocable.

If the Company decides to classify an equity instrument as at FVTOCI, then all fair value changes on the instrument, excluding dividends, are recognised in the OCI. There is no recycling of the amounts from OCI to statement of profit and loss, even on sale of investment. However, the Company may transfer the cumulative gain or loss within equity. The Company has not designated any equity instrument as at FVTOCI.

Equity instruments included within the FVTPL category are measured at fair value with all changes recognised in the statement of profit and loss.

De-recognition

A financial asset (or, where applicable, a part of a financial asset or part of a group of similar financial assets) is primarily derecognised (i.e. removed from the balance sheet) when:

- The rights to receive cash flows from the asset have expired, or
- The Company has transferred its rights to receive cash flows from the asset or has assumed an obligation to pay the received cash flows in full without material delay to a third party under a 'pass-through' arrangement; and either:
 - a. the Company has transferred substantially all the risks and rewards of the asset, or
 - b. the Company has neither transferred nor retained substantially all the risks and rewards of the asset but has transferred control of the asset.

When the Company has transferred its rights to receive cash flows from an asset or has entered into a pass-through arrangement, it evaluates if and to what extent it has retained the risks and rewards of ownership. When it has neither transferred nor retained substantially all of the risks and rewards of the asset, nor transferred control of the asset, the Company continues to recognise the transferred asset to the extent of the Company's continuing involvement. In that case, the Company also recognises an associated liability. The transferred asset and the associated liability are measured on a basis that reflects the rights and obligations that the Company has retained.



Continuing involvement that takes the form of a guarantee over the transferred asset is measured at the lower of the original carrying amount of the asset and the maximum amount of consideration that the Company could be required to repay.

Impairment of financial assets

In accordance with Ind AS 109, the Company applies expected credit loss (ECL) model for measurement and recognition of impairment loss on the following financial assets and credit risk exposure:

- Financial assets that are debt instruments, and are measured at amortised cost e.g., loans, debt securities, deposits, trade receivables and bank balance
- Financial assets that are debt instruments and are measured as at FVTOCI
- Trade receivables or any contractual right to receive cash or another financial asset that result from transactions that are within the scope of Ind AS 115
- Loan commitments which are not measured as at FVTPL
- Financial guarantee contracts which are not measured as at FVTPL

The Company follows 'simplified approach' for recognition of impairment loss allowance on trade receivables or contract assets. The application of simplified approach does not require the Company to track changes in credit risk. Rather, it recognises impairment loss allowance based on lifetime ECLs at each reporting date, right from its initial recognition.

For recognition of impairment loss on other financial assets and risk exposure, the Company determines that whether there has been a significant increase in the credit risk since initial recognition. If credit risk has not increased significantly, 12 month ECL is used to provide for impairment loss. However, if credit risk has increased significantly, lifetime ECL is used. If, in a subsequent period, credit quality of the instrument improves such that there is no longer a significant increase in credit risk since initial recognition, then the entity reverts to recognising impairment loss allowance based on 12 month ECL.

Lifetime ECL are the expected credit losses resulting from all possible default events over the expected life of a financial instrument. The 12 month ECL is a portion of the lifetime ECL which results from default events that are possible within 12 months after the reporting date.

ECL is the difference between all contractual cash flows that are due to the Company in accordance with the contract and all the cash flows that the entity expects to receive (i.e., all cash shortfalls), discounted at the original EIR. When estimating the cash flows, an entity is required to consider:

- All contractual terms of the financial instrument (including prepayment, extension, call and similar options) over the expected life of the financial instrument. However, in rare cases when the expected life of the financial instrument cannot be estimated reliably, then the entity is required to use the remaining contractual term of the financial instrument.
- Trade receivables do not carry any interest and are stated at their nominal value as reduced by appropriate allowances for estimated irrecoverable amounts.
- Estimated irrecoverable amounts are based on the ageing of the receivables balance and historical experience. Individual trade receivables are written off when management deems them not to be collectible.

ECL impairment loss allowance (or reversal) recognised during the period is recognised as income/expense in the statement of profit and loss. This amount is reflected under the head 'other expenses' in the statement of profit and loss. The balance sheet presentation for various financial instruments is described below:

- *Financial assets measured as at amortised cost and contractual revenue receivables:* ECL is presented as an allowance, i.e., as an integral part of the measurement of those assets in the balance sheet. The allowance reduces the net carrying amount. Until the asset meets write-off criteria, the Company does not reduce impairment allowance from the gross carrying amount.
- *Loan commitments and financial guarantee contracts:* ECL is presented as a provision in the balance sheet, i.e. as a liability.



Suzlon Gujarat Wind Park Limited

Notes to financial statements for the year ended March 31, 2023

All amounts in ₹ Million, unless otherwise stated

- *Debt instruments measured at FVTOCI:* Since financial assets are already reflected at fair value, impairment allowance is not further reduced from its value. Rather, ECL amount is presented as accumulated impairment amount' in the OCI.

For assessing increase in credit risk and impairment loss, the Company combines financial instruments on the basis of shared credit risk characteristics with the objective of facilitating an analysis that is designed to enable significant increases in credit risk to be identified on a timely basis.

Financial liabilities

Initial recognition and measurement

At initial recognition, financial liabilities are classified at FVTPL, at fair value through other equity, loans and borrowings, payables, or as derivatives designated as hedging instruments in an effective hedge, as appropriate. The resultant gain or loss arising on extinguishment of the existing debt with restructured debt and fair value of financial instruments issued to Lenders as per the terms of Resolution plan shall be recognised to other equity.

Subsequent measurement

The measurement of financial liabilities depends on their classification, as described below:

Financial liabilities at fair value through profit or loss

Financial liabilities at fair value through profit or loss include financial liabilities held for trading and financial liabilities designated upon initial recognition as at fair value through profit or loss. Financial liabilities are classified as held for trading if they are incurred for the purpose of repurchasing in the near term. This category also includes derivative financial instruments entered into by the Company that are not designated as hedging instruments in hedge relationships as defined by Ind AS 109. Separated embedded derivatives are also classified as held for trading unless they are designated as effective hedging instruments.

Gains or losses on liabilities held for trading are recognised in the statement of profit and loss.

Financial liabilities designated upon initial recognition at fair value through profit or loss are designated as such at the initial date of recognition, and only if the criteria in Ind AS 109 are satisfied. For liabilities designated as FVTPL, fair value gains/ losses attributable to changes in own credit risk are recognised in OCI. These gains/ losses are not subsequently transferred to statement of profit and loss. However, the Company may transfer the cumulative gain or loss within equity. All other changes in fair value of such liability are recognised in the statement of profit or loss. The Company has not designated any financial liability as at fair value through profit and loss.

Loans and borrowings

After initial recognition, interest-bearing loans and borrowings are subsequently measured at amortised cost using the EIR method. Amortised cost is calculated by taking into account any discount or premium on acquisition and fees or costs that are an integral part of the EIR. Gains and losses are recognised in statement of profit and loss when the liabilities are derecognised as well as through the EIR amortisation process. The EIR amortisation is included as finance costs in the statement of profit and loss. This category generally applies to borrowings.

De-recognition

A financial liability is derecognised when the obligation under the liability is discharged or cancelled or expired. When an existing financial liability is replaced by another from the same lender on substantially different terms, or the terms of an existing liability are substantially modified, such an exchange or modification is treated as the de recognition of the original liability and the recognition of a new liability. The difference in the respective carrying amounts is recognised in the statement of profit and loss.



[THIS PLACE IS INTENTIONALLY LEFT BLANK]



Reclassification of financial assets and liabilities

The Company determines classification of financial assets and liabilities on initial recognition. After initial recognition, no reclassification is made for financial assets which are equity instruments and financial liabilities. For financial assets which are debt instruments, a reclassification is made only if there is a change in the business model for managing those assets. Changes to the business model are expected to be infrequent. The Company's senior management determines change in the business model as a result of external or internal changes which are significant to the Company's operations. Such changes are evident to external parties. A change in the business model occurs when the Company either begins or ceases to perform an activity that is significant to its operations. If the Company reclassifies financial assets, it applies the reclassification prospectively from the reclassification date which is the first day of the immediately next reporting period following the change in business model. The Company does not restate any previously recognised gains, losses (including impairment gains or losses) or interest.

Offsetting of financial instruments

Financial assets and financial liabilities are offset and the net amount is reported in the balance sheet if there is a currently enforceable legal right to offset the recognised amounts and there is an intention to settle on a net basis, to realise the assets and settle the liabilities simultaneously.

n. Earnings per share

Basic earnings per share are calculated by dividing the net profit / (loss) after tax for the year attributable to equity shareholders of the Company (after deducting preference dividends and attributable taxes) by the weighted average number of equity shares outstanding during the year. The weighted average number of equity shares outstanding during the period are adjusted for any bonus shares issued during the year and also after the balance sheet date but before the date the financial statements are approved by the board of directors.

Diluted earnings per share are calculated by dividing net profit/ (loss) after tax for the year attributable to equity shareholders of the Company by the weighted average number of shares considered for deriving basic earnings per share and the weighted average number of equity shares which could have been issued on the conversion of all dilutive potential equity shares.

The number of equity shares and potentially dilutive equity shares are adjusted for bonus shares as appropriate. The dilutive potential equity shares are adjusted for the proceeds receivable, had the shares been issued at fair value. Dilutive potential equity shares are deemed converted as of the beginning of the year, unless issued at a later date.

o. Cash and cash equivalents

Cash and cash equivalents in the balance sheet comprise cash at banks and in hand and short-term deposits with an original maturity of three months or less, which are subject to an insignificant risk of changes in value.

p. Contingent liabilities

A contingent liability is a possible obligation that arises from past events and whose existence will be confirmed only by the occurrence or non-occurrence of one or more uncertain future events not wholly within the control of the entity or a present obligation that arises from past events but is not recognised because it is not probable that an outflow of resource embodying economic benefit will be required to settle the obligation or the amount of the obligation cannot be measured with sufficient reliability.

The Company does not recognise a contingent liability but discloses it as per Ind AS 37 Provisions, Contingent Liabilities and Contingent Assets in the financial statements unless the possibility of an outflow of resources embodying economic benefit is remote.



[THIS PLACE IS INTENTIONALLY LEFT BLANK]



3. Significant accounting judgements, estimates and assumptions

The preparation of the Company's financial statements requires management to make judgements, estimates and assumptions that affect the reported amounts of revenues, expenses, assets and liabilities, and the accompanying disclosures, and the disclosure of contingent liabilities. Uncertainty about these assumptions and estimates could result in outcomes that require a material adjustment to the carrying amount of assets or liabilities affected in future periods.

3.1 Significant judgements in applying the Company's accounting policy

In the process of applying the Company's accounting policies, management has made judgement on revenue from contract with customers which have the most significant effect on the amounts recognised in the financial statements.

The Company applied judgement of identifying performance obligations that significantly affect the determination of the amount and timing of revenue from contracts with customers. The Company is primarily engaged in sale/ lease of land and power generation business. The Company determined that the each of the activity can be performed distinctly on a stand-alone basis which indicates that the customer can benefit from respective performance obligations on their own. Further, the Company chose output method for measuring the progress of performance obligation.

3.2 Significant accounting estimates and assumptions

The key assumptions concerning the future and other key sources of estimation uncertainty at the reporting date, that have a significant risk of causing a material adjustment to the carrying amounts of assets and liabilities within the next financial year, are described below. Uncertainty about these assumption and estimates could result in outcomes that require a material adjustment to the carrying amount of assets or liabilities affected in future periods.

Allowance for trade receivables

Trade receivables do not carry any interest and are stated at their normal value as reduced by appropriate allowances for expected credit loss ("ECL"). The Company recognises impairment loss allowance based on lifetime ECL at each reporting date, right from its initial recognition. For recognition of impairment loss, the Company determines that whether there has been a significant increase in the credit risk since initial recognition. The carrying value of allowance for credit impairment and ECL is ₹ 84.06 Million as at March 31, 2023 (previous year: ₹ 65.44 Million), refer Note 9.

Taxes

Deferred tax assets are recognised for all unused tax losses to the extent that it is probable that taxable profit will be available against which the losses can be utilised. Significant management judgement is required to determine the amount of deferred tax assets that can be recognised, based upon the likely timing and the level of future taxable profits, future tax planning strategies. The Company has unabsorbed depreciation and capital losses details of which are given in Note 27. As there are not certain taxable temporary differences or tax planning operations, the Company has not recognised DTA.


Defined benefit plans (gratuity benefits)

The cost of the defined benefit gratuity plan and the present value of the gratuity obligation are determined using actuarial valuations. An actuarial valuation involves making various assumptions that may differ from actual developments in the future. These include the determination of the discount rate, future salary increases and mortality rates. Due to the complexities involved in the valuation and its long-term nature, a defined benefit obligation is highly sensitive to changes in these assumptions. All assumptions are reviewed at each reporting date.

The parameter most subject to change is the discount rate. In determining the appropriate discount rate for plans operated, the management considers the interest rates of government bonds in currencies consistent with the currencies of the post-employment benefit obligation.

The estimates of future salary increase consider inflation, seniority, promotion and other relevant factors.

Further details about gratuity obligations are given in Note 29.



Suzlon Gujarat Wind Park Limited

Notes to financial statements for the year ended March 31, 2023

All amounts in ₹ Million, unless otherwise stated

Fair value measurement of financial instruments

When the fair values of financial assets and financial liabilities recorded in the balance sheet cannot be measured based on quoted prices in active markets, their fair value is measured using valuation techniques including the DCF model. The inputs to these models are taken from observable markets where possible, but where this is not feasible, a degree of judgement is required in establishing fair values. Judgements include considerations of inputs such as liquidity risk, credit risk and volatility. Changes in assumptions about these factors could affect the reported fair value of financial instruments. See Note 35 for further disclosures.

Property, plant and equipment

Refer Note 2.3(f) for the estimated useful life and Note 6 for carrying value of PPE.

4. Implementation of Refinancing Proposal

The Company along with its erstwhile parent company Suzlon Power Infrastructure Limited ('SPIL'), ultimate parent company Suzlon Energy Limited ('SEL'), its fellow subsidiary Suzlon Global Services Limited ('SGSL') and a joint venture Suzlon Generators Limited ('SGL') together referred to as Suzlon The Group ("STG") entered into an agreement with the Erstwhile Lenders for refinancing the outstanding restructured facilities ("Refinancing Proposal") based on sanction letters from REC Limited and Indian Renewable Energy Development Agency Limited ("the New Lenders"). On May 24, 2022 ("Effective Date"), the Refinancing Proposal was consummated, and the outstanding obligations of STG under the Restructured Facilities were discharged as follows:

- Outstanding Rupee Term Loan along with accrued interest has been paid off in full;
- Limits of non-fund based working capital facilities against cash margin or Letter of Comfort ("LOC") have been released or transferred or replaced;
- Entire outstanding 410,000 number of Optionally Convertible Debentures ("OCD") having face value of ₹ 100,000 each issued by SEL have been converted in full with 57,14,28,572 equity shares having face value of ₹ 2 each of SEL allotted to the Erstwhile Lenders;
- 4,45,301 number of Compulsorily Convertible Preference Shares ("CCPS") having face value of ₹ 100,000 each issued by SGSL have been converted into full with 4,454 equity shares having face value of ₹ 10 each of SGSL allotted to the Erstwhile Lenders;
- The requirement of maintaining the lock-in for 99,71,76,872 equity shares having face value of ₹ 2 each of SEL issued to the Erstwhile Lenders as stipulated in the Framework Restructuring Agreement dated June 30, 2020 was waived and;
- 49,85,88,439 number of convertible warrants issued by SEL to the Erstwhile Lenders were surrendered.

STG till April 07, 2022 includes SEL, SGSL, SPIL, SGPWL and SGL. Post April 07, 2022 STG includes SEL, SGSL, SPIL (now merged with SGSL, refer Note 5) and SGWPL.

5. Approval of Scheme of Arrangement

During the year, the Company implemented the Scheme of Arrangement involving transfer and vesting of Project Execution Business ('Demerged Undertaking I') and Power Evacuation Business ('Demerged Undertaking II') ('Scheme 2') of the Company into SGSL. Certified copy of the Orders in connection with arrangement of the Company issued by the respective NCLT were filed with the Registrar of Companies on September 29, 2022. The arrangement is in accordance with the provisions of Section 230 to 232 and other applicable provisions of the Companies Act, 2013 and the Rules made thereunder. The arrangement is among the entities forming part of the Group under common control and have been accounted in accordance with the applicable accounting standards under Ind AS and as prescribed in the Scheme approved by NCLT in the financial statements of the Company.



[THIS PLACE IS INTENTIONALLY LEFT BLANK]



Suzlon Gujarat Wind Park Limited

Notes to financial statements for the year ended March 31, 2023

All amounts in ₹ Million, unless otherwise stated

6. Property, plant and equipment ('PPE')

Particulars	Gross block			Accumulated depreciation				Net block	
	As at April 01, 2022	Additions	Deduction/ adjustments	As at March 31, 2023	As at April 01, 2022	Charge for the year	Deduction/ adjustments	As at March 31, 2023	As at March 31, 2023
Freehold land	227.27	-	-	227.27	-	-	-	-	227.27
Buildings	30.35	-	-	30.35	0.38	1.51	-	1.89	28.46
Computers	-	0.37	-	0.37	-	0.08	-	0.08	0.29
Windfarm plant and machinery	142.21	-	-	142.21	89.08	10.56	0.06	99.58	42.63
Total	399.83	0.37	-	400.20	89.46	12.15	0.06	101.55	298.65

Particulars	Gross block			Accumulated depreciation				Net block	
	As at April 01, 2021	Additions	Deduction/ adjustments	As at March 31, 2022	As at April 01, 2021	Charge for the year	Deduction/ adjustments	As at March 31, 2022	As at March 31, 2022
Freehold land	222.04	5.23	-	227.27	-	-	-	-	227.27
Buildings	-	30.35	-	30.35	-	0.38	-	0.38	29.97
Windfarm plant and machinery	142.21	-	-	142.21	75.40	13.68	-	89.08	53.13
Total	364.25	35.58	-	399.83	75.40	14.06	-	89.46	310.37

- Out of total freehold land of ₹ 227.27 Million (previous year: ₹ 227.27 Million), land of ₹ 44.31 Million (previous year: ₹ 44.31 Million) has been leased out for installation of wind turbine generators.
- For details of property, plant and equipment given as security to Lenders refer Note 16.2.
- Refer Note 40 (g) for details of immovable properties not held in the name of the Company.

7. Goodwill


	Gross block			Accumulated amortisation				Net block	
	Opening	Additions	Deduction/ adjustments	Closing	Opening	Charge for the year	Deduction/ adjustments	Closing	Closing
March 31, 2023	12.93	-	-	12.93	12.93	-	-	12.93	-
March 31, 2022	12.93	-	-	12.93	12.93	-	-	12.93	-

8. Investments

Non-current investments comprise of Government or trust securities (unquoted) of ₹ 0.13 Million (previous year: ₹ 0.13 Million).

9. Trade receivables

	March 31, 2023	March 31, 2022
Non-current		
Unsecured, considered doubtful		
Credit impaired	68.80	59.67
Less: Allowance for credit impairment	(68.80)	(59.67)
Total	-	-
Current		
Unsecured, considered good	840.46	836.42
Less: Allowance for expected credit loss	(15.26)	(5.77)
Total	825.20	830.65



Suzlon Gujarat Wind Park Limited

Notes to financial statements for the year ended March 31, 2023

All amounts in ₹ Million, unless otherwise stated

No trade or other receivable are due from directors or other officers of the company either severally or jointly with any other person, nor any trade or other receivables are due from firms or private companies respectively in which any director is a partner, a director or a member.

Trade receivables are disclosed at amortised cost.

For details of receivable given as security to Lenders refer Note 16.2.

9.1 Ageing schedule for trade receivables

As on March 31, 2023	Current but not due	Outstanding from due date of payment					Total
		< 6 months	6 months - 1 year	1-2 years	2-3 years	> 3 years	
Undisputed trade receivables							
Considered good	-	92.68	42.65	118.80	129.44	440.43	824.00
Credit impaired	-	-	-	(15.35)	(2.51)	(50.54)	(68.40)
Disputed trade receivables							
Considered good	-	-	-	-	-	16.46	16.46
Credit impaired	-	-	-	-	-	(0.40)	(0.40)
Gross Trade receivables	-	92.68	42.65	134.15	131.95	507.83	909.26
Allowance for credit impairment and expected credit loss	-	-	-	-	-	-	(84.06)
Total							825.20
As on March 31, 2022							
Undisputed trade receivables							
Considered good	-	74.98	48.71	143.09	311.03	242.16	818.97
Credit impaired	-	-	(0.09)	(2.77)	(12.62)	(43.65)	(59.13)
Disputed trade receivables							
Considered good	-	0.01	-	0.88	0.17	16.73	17.70
Credit impaired	-	-	-	(0.14)	-	(0.40)	(0.54)
Gross Trade receivables	-	74.99	48.79	145.88	323.82	302.95	896.43
Allowance for credit impairment and expected credit loss	-	-	-	-	-	-	(65.98)
Total							830.65

9.2 Movement in allowance for ECL is as under:

	March 31, 2023	March 31, 2022
Balance as at the beginning of the year	5.77	13.89
Add: Impairment allowance/ (reversal) during the year, net	9.49	(8.12)
Balance as at the end of the year	15.26	5.77

9.3 Relationship with struck off companies – Nil (previous year: Nil).

10. Other financial assets

	March 31, 2023	March 31, 2022
Non-current		
Bank balances*	10.17	0.02
Security deposits	0.93	-
Total	11.10	0.02



Suzlon Gujarat Wind Park Limited

Notes to financial statements for the year ended March 31, 2023

All amounts in ₹ Million, unless otherwise stated

* Bank balances mainly represents margin money deposits, which are subject to first charge towards non-fund based facilities from Lenders.

	March 31, 2023	March 31, 2022
Current		
Income accrued and due	12.00	16.72
Interest accrued on deposits, loans and advances	0.51	0.01
Total	12.51	16.73

All the financial assets are disclosed at amortised cost.

For details of financial assets given as security to Lenders refer Note 16.2.

11. Other assets

	March 31, 2023	March 31, 2022
Non-current		
Capital advances (unsecured, considered good)	0.05	-
Advances recoverable in kind		
Unsecured, considered doubtful	83.58	385.50
Less: Allowance for doubtful advances	(83.58)	(385.50)
Advance income tax (net of provisions)	30.85	40.95
Total	30.90	40.95
Current		
Advances recoverable in kind (unsecured, considered good)	1,654.11	1,699.34
Advance to employees	0.04	-
Prepaid expenses	0.13	-
Balances with government authorities	194.92	312.54
Total	1,849.20	2,011.88

For details of other assets given as security to Lenders refer Note 16.2.

12. Inventories (valued at lower of cost and net realisable value)

It comprises of land and lease rights of ₹ 799.39 Million (previous year: ₹ 1,029.36 Million).

For details of inventories given as security to Lenders refer Note 16.2.

13. Cash and cash equivalents

	March 31, 2023	March 31, 2022
a. Cash and bank balance		
Balances with banks	8.35	336.95
Cheques/ draft on hand	-	0.04
Cash on hand	2.64	2.56
	10.99	339.55
b. Bank balance other than (a) above (earmarked)	-	24.35
Total	10.99	363.90

There are no restrictions with regard to cash and cash equivalent as the end of the financial year and previous year.



Suzlon Gujarat Wind Park Limited

Notes to financial statements for the year ended March 31, 2023

All amounts in ₹ Million, unless otherwise stated

14. Equity share capital

	March 31, 2023	March 31, 2022
Authorised share capital		
1,250,000,000 (previous year: 1,250,000,000) equity shares of ₹ 10/- each	12,500.00	12,500.00
20,000,000 (previous year: 20,000,000) preference shares of ₹ 100/- each	2,000.00	2,000.00
	14,500.00	14,500.00
Issued, subscribed and fully paid-up shares		
1,245,915,359 (previous year: 1,245,915,359) equity shares of ₹ 10/- each	12,459.15	12,459.15
	12,459.15	12,459.15

14.1 Reconciliation of the shares outstanding at the beginning and at the end of the financial year

Particulars	March 31, 2023		March 31, 2022	
	Number of shares (Million)	₹ in Million	Number of shares (Million)	₹ in Million
At the beginning of the year	1,245.92	12,459.15	1,245.92	12,459.15
Movement during the year	-	-	-	-
Closing balance	1,245.92	12,459.15	1,245.92	12,459.15


14.2 Terms/ rights attached to equity shares

The Company has only one class of equity shares having par value of ₹ 10 per share. Each holder of equity shares is entitled to one vote per share. The Company declares and pays dividends in Indian Rupees (₹). The dividend proposed by the Board of Directors is subject to the approval of the shareholders in the ensuing Annual General Meeting.

In the event of liquidation of the Company, the holders of equity shares will be entitled to receive remaining assets of the company, after distribution of all preferential amounts. The distribution will be in proportion to the number of equity shares held by the shareholders.

14.3 Details of shares held by holding company, promoters and shareholders holding more than 5% in the Company:

Sl. No.	Promoter name	No. of shares at the beginning of the year	Change during the year	No. of shares at the end of the year	% of total shares	% change during the year
As at March 31, 2023						
1	Suzlon Energy Limited	19,99,400	(19,99,400)	-	0.00	(0.16)
2	Tulsi R. Tanti J/w. Suzlon Energy Limited**	100	(100)	-	0.00	(0.00)*
3	Vinod R. Tanti J/w. Suzlon Energy Limited	100	(100)	-	0.00	(0.00)*
4	Jitendra R. Tanti J/w. Suzlon Energy Limited	100	(100)	-	0.00	(0.00)*
5	Girish R. Tanti J/w. Suzlon Energy Limited*	100	(100)	-	0.00	(0.00)*
6	Balrajsinh A. Parmar J/w. Suzlon Energy Limited	100	(100)	-	0.00	(0.00)*
7	Harish H. Mehta J/w. Suzlon Energy Limited	100	(100)	-	0.00	(0.00)*
8	Suzlon Global Services Limited (As Amalgamated) #	1,24,39,15,359	19,99,400	1,24,59,14,759	100.00	(0.16)
9	Het Shah J/w. Suzlon Global Services Limited		100	100	0.00	0.00*



Suzlon Gujarat Wind Park Limited

Notes to financial statements for the year ended March 31, 2023

All amounts in ₹ Million, unless otherwise stated

Sl. No.	Promoter name	No. of shares at the beginning of the year	Change during the year	No. of shares at the end of the year	% of total shares	% change during the year
10	Manish Jain J/w. Suzlon Global Services Limited	-	100	100	0.00	0.00*
11	Anoop Khatry J/w. Suzlon Global Services Limited	-	100	100	0.00	0.00*
12	Santosh Mishra J/w. Suzlon Global Services Limited	-	100	100	0.00	0.00*
13	Rushiraj Shah J/w. Suzlon Global Services Limited	-	100	100	0.00	0.00*
14	Peter John Baptist J/w. Suzlon Global Services Limited	-	100	100	0.00	0.00*
Total		1,24,59,15,359	-	1,24,59,15,359	100.00	
As at March 31, 2022						
1	Suzlon Energy Limited \$	19,99,400	-	19,99,400	0.16	-
2	Tulsi R. Tanti J/w. Suzlon Energy Limited \$	100	-	100	0.00	-
3	Vinod R. Tanti J/w. Suzlon Energy Limited \$	100	-	100	0.00	-
4	Jitendra R. Tanti J/w. Suzlon Energy Limited \$	100	-	100	0.00	-
5	Girish R. Tanti J/w. Suzlon Energy Limited \$	100	-	100	0.00	-
6	Balrajsinh A. Parmar J/w. Suzlon Energy Limited \$	100	-	100	0.00	-
7	Harish H. Mehta J/w. Suzlon Energy Limited \$	100	-	100	0.00	-
8	Suzlon Global Services Limited (As Amalgamated) #	1,24,39,15,359	-	1,24,39,15,359	99.84	-
Total		1,24,59,15,359	-	1,24,59,15,359	100.00	

As per the Scheme of Amalgamation dated September 29, 2022, Suzlon Power Infrastructure Limited, the erstwhile holding company is merged with Suzlon Global Services Limited with effect from April 01, 2020 and subsequently Suzlon Global Services Limited became holding company of the Company.

* Less than 0.01%.

** Mr. Tulsi R. Tanti passed away on October 01, 2022.

\$ In terms of Share Purchase Agreement dated March 29, 2016, Suzlon Power Infrastructure Limited has acquired the entire shareholding of the Company from SEL on March 29, 2016 and has duly discharged the consideration against such share acquisition. The 20,00,000 equity shares which were held in physical form are in possession of the lenders and the procedural formalities for endorsement of aforesaid transfer shall be duly completed once the necessary documents are released by the lenders. The said shares having being released by lenders, necessary transfer effect has been given in terms of Board resolution dated 24th May 2022.

Note: As per records of the Company, including its register of shareholders/ members and other declarations received from shareholders regarding beneficial interest, the above shareholding represents both legal and beneficial ownership of shares.

15. Other equity

Refer Statement of Changes in Equity for detailed movement in equity balance:

	March 31, 2023	March 31, 2022
General reserve	14.03	14.03
Capital contribution	1,871.44	1,871.44
Retained earnings	(14,596.58)	(14,414.18)
Total	(12,711.11)	(12,528.71)



Suzlon Gujarat Wind Park Limited

Notes to financial statements for the year ended March 31, 2023

All amounts in ₹ Million, unless otherwise stated

Nature and purposes of various items in other equity:

a. General reserve

The Company has transferred a portion of the net profit of the Company before declaring dividend or a portion of net profit kept separately for future purpose is disclosed as general reserve.

b. Capital contribution

The resultant gain arising on extinguishment of debt and fair value of financial instruments issued as per the terms of Resolution plan had been transferred to Capital contribution.

16. Borrowings

	March 31, 2023	March 31, 2022
Non-current		
Term loan from banks (secured)	-	454.98
Loans from related party (unsecured)	3,098.54	-
Total	3,098.54	454.98
Current		
Current maturities of long-term borrowings	-	101.90
Loans from related party (unsecured)	-	2,687.12
Total	-	2,789.02

16.1 Implementation of RTL Agreement with REC and IREDA ('New Lenders')

On April 28, 2022, the Company along with its parent company and ultimate parent company with the New Lenders entered into a Rupee Term Loan Agreement ("RTL Agreement") with the New Lenders for refinancing the borrowing facilities of the STG. On May 24, 2022 ("Effective Date"), on consummation of refinancing proposal (refer Note 4), STG refinanced their borrowing facilities from erstwhile lenders as per the RTL Agreement with the New Lenders. The key features of the RTL Agreement are as follows:

- Sanction of facilities (including non-fund based facilities) of ₹ 4,053 Crore from the New Lenders.
- Repayment of fund based Rupee Term Loan in 98 structured monthly instalments commencing from May 2022 to June 2030 at initial interest rate of 9.50% per annum, subject to reset after 1 year;
- Release of LOC on retirement of respective non-fund based working capital facilities by Erstwhile Lenders;
- Reduction of sanctioned facilities (including non-fund based facilities) from REC of ₹ 3,553 Crore to ₹ 2,178 Crore within 1 year from disbursement;
- Monetization of specified assets within stipulated timelines.

16.2 The details of security for the current and non-current secured loans are as follows:

Financial facilities by way of RTL from New Lenders in accordance with RTL Agreement aggregating to ₹ Nil (previous year: Nil) classified as long-term borrowings, ₹ Nil (previous year: Nil) classified as current maturities of long term borrowings and non-fund based working capital facilities are secured by first pari-passu charge over all present and future current assets of each Borrower except land forming part of inventories, first pari-passu charge over all fixed assets of Borrowers whether movable or immovable both present and future, first pari-passu charge by way of assignment or creation of security interest in the project contracts, any letter of credit, guarantee provided by, insurance contracts and clearances related to project, first charge over all accounts including Trust and Retention Account ('TRA'), first pari-passu pledge over 100% of fully paid-up equity capital of SPIL (since merged into SGSL), the Company and SGSL by SEL, negative lien over the equity shares held by SEL in SE Forge Limited, Non disposal undertaking or pledge over the 100% of the equity share capital of Suzlon Energy Limited, Mauritius ('SELM') and AE Rotor Holding B.V. ('AERH'), first pari-passu pledge over certain equity shares of SEL held by the promoters and other members of the promoter group, brand image of Suzlon and corporate guarantee provided by each of the Borrowers guaranteeing the obligations of the other Borrowers in compliance with the provisions of Companies Act, 2013.



Suzlon Gujarat Wind Park Limited

Notes to financial statements for the year ended March 31, 2023

All amounts in ₹ Million, unless otherwise stated

Financial facilities from erstwhile Lenders in accordance with Resolution Plan aggregating to ₹ Nil (previous year: ₹ 556.89 Million) of which ₹ Nil (previous year: 454.98 Million) classified as long-term borrowings and ₹ Nil (101.90 Million) classified as short-term borrowings and non-fund based working capital facilities are secured by first pari-passu charge over all current assets of the Company, SEL, SPIL and SGL (except for certain identified assets), first pari-passu charge over all current assets generated under identified orders both present and future, first pari-passu charge over all current assets of SGS L both present and future, first pari-passu charge with new PSF Lenders on current assets generated under identified orders of Borrowers except SGS L in certain scenario, second charge on cash flows of Borrowers except SGS L arising out of identified orders which are funded by new PSF Lenders, first pari-passu charge over all fixed assets of Borrowers whether movable or immovable, first charge over Trust and Retention Account ('TRA'), first charge on DSR Accounts, , first pari-passu pledge over 100% of fully paid-up equity capital of the Company and SPIL and 75% of SGL by SEL, first pari-passu pledge over 100% of fully paid-up equity capital of SGS L till conversion of CCPS into equity shares of SGS L, negative lien over the equity shares held by SEL in SE Forge Limited, Non disposal undertaking or pledge over the 100% of the equity share capital of Suzlon Energy Limited, Mauritius ('SELM') and AE Rotor Holding B.V. ('AERH'), first pari-passu pledge over certain equity shares of SEL held by the promoters and other members of the SEL promotor group, brand image of Suzlon and personal guarantee Mr. Tulsi R. Tanti.

16.3 Loans from related parties comprise of Inter Corporate Deposit from the ultimate holding company SEL and holding company SGS L, which carry interest @ 0.01% p.a. post implementation of RTL agreement with New Lenders and used for business operations.

16.4 During the year, the rate of interest on term loan from bank was @ 9% until repayment (previous year: 9%).

16.5 The details of repayment of borrowings are as follows:

Particulars	Year	Up to 1 year	2 to 5 years	Above 5 years	Total
Secured loans	March 31, 2023	-	-	-	-
	March 31, 2022	101.90	226.92	228.06	556.88
Unsecured loans	March 31, 2023	-	-	3,098.54	3,098.54
	March 31, 2022	2,687.12	-	-	2,687.12
Total	March 31, 2023	-	-	3,098.54	3,098.54
	March 31, 2022	2,789.02	226.92	228.06	3,244.00

Borrowings are disclosed at amortised cost.

17. Other financial liabilities

Non-current – It consists of lease rent payable of ₹ 148.82 Million (previous year: ₹ 162.90 Million).

Current – It primarily includes employee payables of ₹ 14.38 Million (previous year: ₹ 127.70 Million also includes other payables).

All the financial liabilities are disclosed at amortised cost.


18. Provisions

Non-current: It consists of provision for employee benefits of ₹ 5.58 Million (previous year: ₹ 7.56 Million).

Current: It consists of provision for employee benefits of ₹ 4.12 Million (previous year: ₹ 7.60 Million).

19. Trade payables

	March 31, 2023	March 31, 2022
Trade payables to micro enterprises and small enterprises ('MSE')	1.10	1.02
Trade payables to related parties	67.49	62.37
Trade payables to others	545.26	906.77
Total	613.85	970.16



Suzlon Gujarat Wind Park Limited

Notes to financial statements for the year ended March 31, 2023

All amounts in ₹ Million, unless otherwise stated

Trade payables are disclosed at amortised cost.

19.1 Ageing schedule for trade payables

	Unbilled dues	Outstanding from due date of payment					Total
		Not due	< 1 year	1-2 years	2-3 years	> 3 years	
As on March 31, 2023							
Undisputed dues of MSE	-	0.76	0.34	-	-	-	1.10
Undisputed dues of creditors other than MSE	422.10	6.13	69.76	1.71	36.65	76.40	612.75
Disputed dues of MSE	-	-	-	-	-	-	-
Disputed dues of creditors other than MSE	-	-	-	-	-	-	-
Total	422.10	6.89	70.10	1.71	36.65	76.40	613.85
As on March 31, 2022							
Undisputed dues of MSE	-	-	0.83	-	-	0.19	1.02
Undisputed dues of creditors other than MSE	385.11	-	261.43	34.84	249.29	37.04	967.71
Disputed dues of MSE	-	-	-	-	-	-	-
Disputed dues of creditors other than MSE	-	-	1.43	-	-	-	1.43
Total	385.11	-	263.69	34.84	249.29	37.23	970.16

19.2 Details of dues to micro and small enterprises as defined under MSMED Act, 2006

Sr. no.	Particulars	March 31, 2023	March 31, 2022
a.	The principal amount remaining unpaid to any supplier as at the end of the accounting year	1.10	1.02
b.	Interest due thereon remaining unpaid to any supplier as at the end of the accounting year	0.01	0.01
c.	The amount of interest paid along with the amounts of the payment made to the supplier beyond the appointed day.	Nil	0.20
d.	The amount of interest due and payable for the year of delay in making payment but without adding the interest specified under this Act	2.59	0.00*
e.	The amount of interest accrued and remaining unpaid at the end of the accounting year	Nil	Nil
f.	The amount of further interest remaining due and payable even in the succeeding years, until such date when the interest dues as above are actually paid	2.60	0.01

* Less than ₹ 0.01 Million.

The Company has identified small enterprises and micro enterprises, as defined under the MSMED Act, 2006 by requesting confirmation from the vendors through the letters circulated by the Company.

19.3 Relationship with struck off companies – Nil (previous year: Nil)

20. Other current liabilities

	March 31, 2023	March 31, 2022
Statutory dues	10.65	1.29
Others	68.44	102.05
Total	79.09	103.34



Suzlon Gujarat Wind Park Limited

Notes to financial statements for the year ended March 31, 2023

All amounts in ₹ Million, unless otherwise stated

21. Revenue from contract with customers

21.1 Disaggregated revenue information

	March 31, 2023	March 31, 2022
Type of goods and services		
Income from land and land development	579.00	634.63
Power generation income	39.49	38.19
Total	618.49	672.82
Geography		
The above revenue is received from India.		
Timing of revenue recognition		
Goods transferred at a point in time	215.84	125.24
Services transferred over time	402.65	547.58
Total	618.49	672.82

21.2 Contract balances

	March 31, 2023	March 31, 2022
Trade receivables	825.20	830.65
Contract liabilities	127.63	52.28

Refer note no. 9.2 for details of allowance for expected credit loss.

21.3 Reconciling the amount of revenue recognised in the statement of profit and loss with the contracted price

	March 31, 2023	March 31, 2022
Revenue as per contracted price	618.49	672.82
Less: Variable consideration	(-)	(-)
Total	618.49	672.82

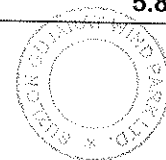
21.4 Performance obligation

In case of leasehold, the performance obligation is satisfied upon the transfer of leasehold rights to the customers, for outright sale, the performance obligation is satisfied when title of land are transferred to the customers as per the terms of the respective sales order. The performance obligation for land development is satisfied upon rendering of the service as per the terms of the respective sales order. The performance obligation for power generation is satisfied upon sale of unit generated and invoiced to respective state electricity board.

In case of sale of land, generally the payment is in advance, in other cases it is within 30 days from the invoice date

22. Other income

	March 31, 2023	March 31, 2022
Interest income on:		
Financial assets measured at amortised cost		
on deposits with banks	0.51	4.41
on other financial assets	0.13	1.47
Total	0.64	5.88



Suzlon Gujarat Wind Park Limited

Notes to financial statements for the year ended March 31, 2023

All amounts in ₹ Million, unless otherwise stated

23. Cost of raw materials consumed and services rendered

	March 31, 2023	March 31, 2022
Cost of land	579.76	378.92
Cost of infrastructure development expenses	15.16	14.37
Total	594.92	393.29

24. Employee benefits expense

	March 31, 2023	March 31, 2022
Salaries, wages, allowances and bonus	53.39	69.54
Contribution to provident fund and other funds	6.50	4.53
Staff welfare expenses	0.97	0.70
Total	60.86	74.77

25. Finance costs

	March 31, 2023	March 31, 2022
Interest expenses on:		
Financial liabilities measured at amortised cost		
on term loans	6.72	52.43
on inter corporate deposits	35.19	308.05
on other financial liabilities	4.24	-
Bank charges	0.36	-
Total	46.51	360.48

26. Other expenses

	March 31, 2023	March 31, 2022
Site expenses	85.37	82.79
Repairs and maintenance:		
Plant and machinery	-	0.01
Others	0.13	0.18
Rent (refer Note 30)	7.32	4.70
Rates and taxes	12.74	1.96
Insurance	1.47	1.40
Travelling, conveyance and vehicle expenses	16.51	11.63
Communication expenses	0.44	0.24
Auditors' remuneration and expenses (refer note 26.1)	1.13	0.33
Consultancy charges	19.83	20.28
CSR, charity and donations	2.70	5.10
Security expenses	0.11	0.27
Miscellaneous expenses, net	(11.28)	3.98
Impairment allowance/ (reversal), net	9.49	(8.12)
Allowance / (reversal) for doubtful debts and advances, net	(51.77)	(12.94)
Total	94.19	111.81



Suzlon Gujarat Wind Park Limited

Notes to financial statements for the year ended March 31, 2023

All amounts in ₹ Million, unless otherwise stated

26.1 Payment to auditors as statutory audit fees is ₹ 1.13 Million (previous year ₹ 0.33 Million).

26.2 The Company has average negative net loss for preceding three financial years, and therefore CSR disclosure is not applicable.

27. Income tax expense

27.1 Income tax charged to statement of profit and loss is ₹ Nil (previous year: ₹ Nil).

27.2 Reconciliation of tax expense and the accounting profit:

	March 31, 2023	March 31, 2022
Accounting loss before income tax	(188.33)	(273.28)
Enacted tax rates in India	25.168%	25.168%
Computed tax expense	(47.40)	(68.78)
Non-deductible expenses for tax purposes	58.54	3.50
Deductible expenses for tax purpose	(118.48)	(36.59)
Expenses taxable at different rates @ 22.88%	-	-
Unused tax losses	-	-
Effect of unrecognized deferred tax assets	107.34	25.61
Tax expense as per statement of profit and loss	-	-

27.3 Details of carry forward losses and unused credit on which no deferred tax asset is recognised by the Company are as follows:

Unabsorbed depreciation is available for offsetting all future taxable profits of the Company and can be carried forward indefinitely. The business loss can be carried forward for 8 years from the year in which losses arose. Majority of the business loss, to the extent remaining unutilized will expire between FY 2025-26 to FY 2030-31. Following are the details of carry forward losses on which no deferred tax asset is recognised by the Company.

	March 31, 2023	March 31, 2022
Business losses	3,517.70	3,911.92
Unabsorbed depreciation	151.76	142.87
Total	3,669.46	4,054.79

28. Earnings / (loss) per equity share (EPS)

	March 31, 2023	March 31, 2022
Net loss after tax attributable to equity shareholders	(188.33)	(273.28)
Weighted average number of equity shares	1,245,915,359	1,245,915,359
Basic and diluted earnings / (loss) per share of ₹ 10/- each	(0.15)	(0.22)

29. Post-employment benefit plans

Defined contribution plan:

During the year the Company has recognised ₹ 2.48 Million (previous year: ₹ 2.74 Million) in the statement of profit and loss towards defined contribution plans as detailed in Note 2.3 (I)(ii)(A).

The Company manages provident fund plan for its employees which is permitted under the Employees' Provident Fund and Miscellaneous Provisions Act, 1952. The plan mandates contribution by employer at a fixed percentage of employee's salary. Employees also contribute to the plan at a fixed percentage of their salary as a minimum contribution and additional sums at their discretion. The plan guarantees interest at the rate notified by Employees' Provident Fund Organisation. The contribution by employer and employee together with interest are payable at the time of separation from service or retirement whichever is earlier. The benefit under this plan vests immediately on rendering of service.



Suzlon Gujarat Wind Park Limited

Notes to financial statements for the year ended March 31, 2023

All amounts in ₹ Million, unless otherwise stated

The Superannuation scheme of the Company has the form of a trust and is governed by the Board of Trustees. The scheme is partially funded with an insurance company in the form of a qualifying insurance policy.

Defined benefit plan:

The Company has a defined benefit gratuity plan. The gratuity plan is governed by the payment of Gratuity Act, 1972. Under the act, Employee who has completed five years of service is eligible for gratuity. Gratuity is computed based on 15 days salary based on last drawn salary for each completed year of service. The fund has the form of a trust and is governed by the Board of Trustees. The scheme is partially funded with an insurance company in the form of a qualifying insurance policy.

29.1 Net employee benefits expense recognised in statement of profit and loss and in other comprehensive income:

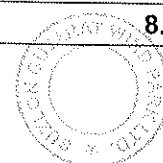
	March 31, 2023	March 31, 2022
Current service cost	0.88	1.20
Net interest cost	0.67	0.40
Total expense recognised in statement of profit and loss	1.55	1.60
Re-measurement for the period – obligation (gain) / loss	(9.60)	(1.09)
Re-measurement for the period – plan assets (gain) / loss	3.67	0.01
Total expense recognised in OCI	(5.93)	(1.10)
Total	(4.38)	0.50

29.2 Changes in the defined benefit obligation:

	March 31, 2023	March 31, 2022
Opening defined benefit obligation	15.00	14.57
Current service cost	0.88	1.20
Interest cost	1.20	0.77
Benefits paid	(0.66)	(0.37)
Acquisition adjustments/ settlement cost	2.69	(0.09)
Re-measurement adjustment:		
Experience adjustments	(10.04)	(0.60)
Actuarial changes arising from changes in demographic assumptions	0.12	(0.02)
Actuarial changes arising from changes in financial assumptions	0.32	(0.46)
Closing defined benefit obligation	9.51	15.00

29.3 Changes in the fair value of plan assets:

	March 31, 2023	March 31, 2022
Opening fair value of plan assets	8.10	6.95
Interest income	0.53	0.37
Contributions by employer towards approved fund	0.05	1.23
Benefits paid	(0.66)	(0.37)
Acquisition adjustments/ settlement cost	(0.66)	(0.09)
Re-measurement adjustments:		
Return on plan assets, excluding amount recognised in net interest expense	(3.67)	0.01
Closing fair value of plan assets	4.09	8.10



Suzlon Gujarat Wind Park Limited

Notes to financial statements for the year ended March 31, 2023

All amounts in ₹ Million, unless otherwise stated

29.4 Major categories of plan assets (as percentage of total plan assets):

Funds managed by insurer is 100% for March 31, 2023 (previous year: 100%).

The composition of investments in respect of funded defined benefit plans are not available with the Company, the same has not been disclosed.

29.5 Net asset/ (liability) recognised in the balance sheet:

	March 31, 2023	March 31, 2022
Current portion	0.60	1.07
Non-current portion	8.91	13.93
Present value of defined benefit obligation as at end of the year	9.51	15.00
Fair value of plan assets as at the end of the year	4.09	8.10
Net asset/ (liability) recognised in the balance sheet	(5.43)	(6.90)

29.6 Principal assumptions used in determining long-term employee benefits*:

	March 31, 2023	March 31, 2022
Discount rate (in %)	7.40	6.80
Future salary increases (in %)	9%	8%
Life expectation (in years)	8.69	7.43
Attrition rate	25.60% at younger ages and reducing to 6.20% at older ages according to graduated scale	21.50% at younger ages and reducing to 6.80% at older ages according to graduated scale

During the year, the Company has re-assessed the actuarial assumption for attrition rate based on trend of attrition.

29.7 Quantitative sensitivity analysis for significant assumption:

Particulars	March 31, 2023		March 31, 2022	
	Decrease	Increase	Decrease	Increase
Discount rate (- / + 1%)	1.02	(0.87)	1.43	(1.25)
Future salary increases (- / + 1%)	(0.87)	0.99	(1.24)	1.40
Attrition rate (- / + 50% of attrition rates)	0.39	(0.27)	0.51	(0.33)

For the year ending on March 31, 2024, the Company expects to contribute ₹ 6.42 Million (previous year: ₹ 6.82 Million) towards its defined benefit plan.

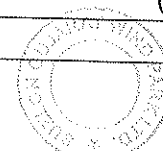

The average duration of the defined benefit plan obligation at the end of the financial year period is 10 years (previous year: 9 years).

30. Leases

The Company has lease contracts for land used in its operations. Leases of land have lease terms of 99 years. The Company's obligations under its leases are secured by the lessor's title to the leased assets. Generally, the Company is restricted from assigning and subleasing the leased assets. The Company applies the 'short-term lease' and 'lease of low-value assets' recognition exemptions for these leases.

30.1 The movement in ROU assets during the year and carrying value are as follows:

Particulars	March 31, 2023	March 31, 2022
Opening balance	1.99	2.05
Additions	-	-
Depreciation	(0.01)	(0.06)
Closing balance	1.98	1.99



Suzlon Gujarat Wind Park Limited

Notes to financial statements for the year ended March 31, 2023

All amounts in ₹ Million, unless otherwise stated

31. Capital commitments - ₹ Nil (previous year: ₹ Nil).

32. Contingent liabilities and other commitments

Nature	March 31, 2023	March 31, 2022
Disputed legal cases	157.15	142.34
Interest payable under MSMED Act, 2006	2.60	0.01
Total	159.75	142.35

The Company has stood as co-borrower and guarantor for loans granted to SEL and its identified domestic subsidiaries for which certain securities defined in Note 16.2 are provided, the amount of liability of each of the parties is not ascertainable.

33. Segment information

Below segments have been identified taking into account the reportable segment as defined in Ind AS 108 – Operating Segment. The Company provides these facilities only in India and hence the entire amount of revenue is from external customers based in India and all non-current assets are also located in India.

Particulars	April 1, 2022 to March 31, 2023			April 1, 2021 to March 31, 2022		
	Land	Power generation	Total	Land	Power generation	Total
Segment revenue	579.00	39.49	618.49	634.63	38.19	672.82
Segment results	(156.98)	13.35	(143.63)	69.26	9.62	78.88
Add/ (less) items to reconcile with statement of profit and loss						
Add : Other operating income	1.17	-	1.17	2.43	-	2.43
Add: Other income			0.64			5.88
Less: Finance costs			(46.51)			(360.47)
Loss before tax			(188.33)			(273.28)
Less: Tax expense			-			-
Loss after tax			(188.33)			(273.28)
Segment assets	3,713.75	72.73	3,786.48	4,082.25	118.71	4,200.96
Common assets			53.57			405.02
Enterprise assets			3,840.05			4,605.98
Segment liabilities	993.48	-	993.48	1,431.54	-	1,431.54
Common liabilities			3,098.53			3,244.00
Enterprise liabilities			4,092.01			4,675.54
Depreciation	1.59	10.56	12.15	0.38	13.68	14.06



[THIS PLACE IS INTENTIONALLY LEFT BLANK]



Suzlon Gujarat Wind Park Limited

Notes to financial statements for the year ended March 31, 2023

All amounts in ₹ Million, unless otherwise stated

34. Related party transactions

34.1 List of related parties

Sr. No.	Name of the entity	Nature of relationship
1	Suzlon Energy Limited	Ultimate holding company
2	Suzlon Global Services Limited	Holding company
3	Mr. Ajay Mathur ⁽ⁱ⁾	Key managerial personnel (KMP)
4	Ms. Avanti Gulavani ⁽ⁱⁱ⁾	Key managerial personnel (KMP)
5	Mr. Balrajsinh A. Parmar	Key managerial personnel (KMP)
6	Ms. Gita T. Tanti ⁽ⁱⁱⁱ⁾	Key managerial personnel (KMP)
7	Mr. Harish H. Mehta ^(iv)	Key managerial personnel (KMP)
8	Ms. Nimisha Agnihotri ^(v)	Key managerial personnel (KMP)
9	Mr. Per Hornung Pedersen	Key managerial personnel (KMP)
10	Mr. Rakesh Bhandari	Key managerial personnel (KMP)
11	Mr. Ranjitsinh A. Parmar ^(vi)	Key managerial personnel (KMP)
12	Ms. Seemantinee Khot ^(vii)	Key managerial personnel (KMP)
13	Mr. Vaidhyanathan Raghuraman	Key managerial personnel (KMP)
14	Mr. Vinod R. Tanti ^(viii)	Key managerial personnel (KMP)
15	Samanvaya Holdings Private Limited	Entities where KMP have significant influence
16	Shubh Realty (South) Limited	Entities where KMP have significant influence
17	Suzlon Foundation	Entities where KMP have significant influence
18	Suzlon Gujarat Wind Park Limited - Gratuity Fund	Employee fund
19	Suzlon Gujarat Wind Park Limited - Superannuation Fund	Employee fund

(i) Appointed w.e.f. September 12, 2022.

(v) Ceased w.e.f. November 09, 2022.

(ii) Appointed w.e.f. from November 09, 2022.

(vi) Ceased w.e.f. August 08, 2022.

(iii) Ceased w.e.f. January 31, 2022.

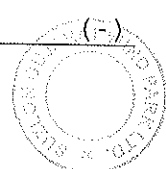
(vii) Appointed w.e.f. February 05, 2022.

(iv) Ceased w.e.f. August 17, 2022.

(viii) Appointed w.e.f. August 09, 2022.

34.2 Transactions between the Company and related parties during the year and the status of outstanding balances as at March 31, 2023:

Particulars	Ultimate holding company/ holding company	Fellow subsidiary	Entities where KMP has significant influence	KMP	Employee funds
Loans received, net	1,661.37 (7,503.34)	- (-)	- (-)	- (-)	- (-)
Repayment of loan taken	1,285.13 (8,879.65)	- (-)	- (-)	- (-)	- (-)
Purchases of goods and services	19.08 (14.17)	- (-)	- (-)	- (-)	- (-)
Sales of goods and services	0.60 (11.76)	- (-)	- (-)	- (-)	- (-)
Interest expenses	35.19 (308.06)	- (-)	- (-)	- (-)	- (-)
Rent expenses	2.35 (2.61)	- (-)	- (-)	- (-)	- (-)
CSR, charity and donation	- (-)	- (-)	2.00 (4.60)	- (-)	- (-)
Remuneration	- (-)	- (-)	- (-)	12.01 (4.91)	- (-)
Director sitting fees	- (-)	- (-)	- (-)	0.23 (0.10)	- (-)
Reimbursement for amount receivable	9.44 (21.48)	- (-)	- (-)	- (-)	- (-)



Suzlon Gujarat Wind Park Limited

Notes to financial statements for the year ended March 31, 2023

All amounts in ₹ Million, unless otherwise stated

Particulars	Ultimate holding company/ holding company	Fellow subsidiary	Entities where KMP has significant influence	KMP	Employee funds
Reimbursement for amount payable	1.32 (1.40)	- (-)	- (-)	- (-)	- (-)
Contribution to gratuity fund	- (-)	- (-)	- (-)	- (-)	0.50 (1.39)

Outstanding balances:

Particulars	Ultimate holding company/ holding company	Fellow subsidiary	Entities where KMP has significant influence	KMP	Employee funds
Trade payables/ other current liability	5.11 (-)	- (-)	62.37 (62.37)	- (-)	- (-)
Unsecured loan	3,098.54 (2,687.13)	- (-)	- (-)	- (-)	- (-)
Trade receivables	1.57 (0.35)	- (-)	- (-)	- (-)	- (-)

Figures in the brackets are in respect of the previous year.

34.3 Disclosure of significant transactions with related parties

Type of transaction	Type of relationship	Name of the entity	March 31, 2023	March 31, 2022
Sales of goods and services	Ultimate holding company	Suzlon Energy Limited	0.20	11.76
	Holding company	Suzlon Global Services Limited	0.40	-
Purchase of goods and services	Ultimate holding company	Suzlon Energy Limited	3.80	-
	Holding company	Suzlon Global Services Limited	15.28	14.17
Interest expense	Ultimate holding company	Suzlon Energy Limited	5.65	302.35
	Holding company	Suzlon Global Services Limited	29.54	5.71
Rent expense	Ultimate holding company	Suzlon Energy Limited	2.35	2.61
Corporate social welfare expenses	Entities where KMP have significant influence	Suzlon Foundation	2.00	4.60
Loans received, net	Ultimate holding company	Suzlon Energy Limited	1,661.37	5,263.34
	Holding company	Suzlon Global Services Limited	-	2,240.00
Repayment of loan taken	Ultimate holding company	Suzlon Energy Limited	1,284.56	8,879.65
	Holding company	Suzlon Global Services Limited	-	-
Reimbursement for amount receivable	Ultimate holding company	Suzlon Energy Limited	8.24	21.18
	Holding company	Suzlon Global Services Limited	1.20	0.30
Reimbursement for amount payable	Ultimate holding company	Suzlon Energy Limited	1.32	1.40
Director sitting Fees	Key managerial personnel	Mr. Vaidhyanathan Raghuraman	0.11	0.06
		Ms. Gita T. Tanti	-	0.01
		Mr. Per Hornung Pedersen	0.07	0.03
		Ms. Seemantinee Khot	0.03	-
Remuneration Paid	Key managerial personnel	Ms. Avanti Gulavani	0.39	-
		Mr. Balrajsinh A. Parmar	6.43	-
		Ms. Nimisha Agnihotri	0.51	0.81
		Mr. Rakesh Bhandari	4.68	4.10
Contribution to gratuity fund	Employee fund	Suzlon Gujarat Wind Park Limited- Gratuity Fund	0.50	1.39



Suzlon Gujarat Wind Park Limited

Notes to financial statements for the year ended March 31, 2023

All amounts in ₹ Million, unless otherwise stated

34.4 Compensation of KMP recognised as an expense during the financial year:

	March 31, 2023	March 31, 2022
Short-term employee benefits	11.01	4.35
Post-employment benefits	1.00	0.56
Total	12.01	4.91

34.5 Terms and conditions of transactions with related parties

The sales to and purchases from related parties are made on terms equivalent to those that prevail in arm's length transactions. Outstanding balances at the year-end are unsecured and settlement occurs in cash. There have been no guarantees provided or received for any related party receivables or payables. This assessment is undertaken each financial year through examining the financial position of the related party and the market in which the related party operates.

35. Fair value measurements

The fair value of the financial assets and liabilities are considered to be same as their carrying values. Accordingly, the Company has not disclosed fair value hierarchy.

36. Financial risk management

The Company's principal financial liabilities, comprise loans and borrowings, trade and other liabilities. The main purpose of these financial liabilities is to finance the Company's operations and to provide support to its operations. The Company's principal financial assets include trade and other receivables, and cash and cash equivalents that the Company derive directly from its operations.

The Company is exposed to market risk, credit risk and liquidity risk. The Company's primary focus is to foresee the unpredictability of financial markets and seek to minimize potential adverse effects on its financial performance.

36.1 Market risk

Market risk is the risk that the fair value of future cash flows of a financial instrument will fluctuate because of changes in market prices. Market risk comprises three types of risk: interest rate risk, foreign currency risk and other price risk. The Company's exposure to market risk is primarily on account of interest risk and foreign currency risk. Financial instruments affected by market risk include loans and borrowings and deposits.

Interest rate risk


Interest rate risk is the risk that the fair value or future cash flows of a financial instrument will fluctuate because of changes in market interest rates.

36.2 Credit risk

Credit risk is the risk of financial loss to the Company if a customer or counter-party fails to meet its contractual obligations. The Company is exposed to credit risk from its operating activities (primarily trade receivables) and from its financing activities (primarily loans). The Company consistently monitors the financial health of its customers, progress under its contracts and sales proceeds are being realized as per the milestone payment terms agreed to minimize the loss due to defaults or insolvency of the customer. Progressive liquidity management is being followed to de-risk the Company from any non-fulfilment of its liabilities to various creditors, statutory obligations, or any stakeholders.

a. Trade receivables

The Company's exposure to trade receivables is limited due to diversified customer base. The Company consistently monitors the financial health of its customers, progress under its contracts and sales proceeds are being realized as per the milestone payment terms agreed to minimize the loss due to defaults or insolvency of the customer.



Suzlon Gujarat Wind Park Limited

Notes to financial statements for the year ended March 31, 2023

All amounts in ₹ Million, unless otherwise stated

An impairment analysis is performed at each reporting date on an individual basis for major customer. In addition, a large number of minor receivables are grouped into homogenous groups and assessed for impairment collectively. For determination of ECL on trade receivable, the Company considers the impact of net credit risk exposure on trade receivable after factoring the payable to customers, if any, by the ultimate parent company and parent company.

b. Financial Instruments

Financial instruments that are subject to concentrations of credit risk primarily consist of cash and cash equivalents, term deposit with banks and other financial assets. Investments of surplus funds are made only with approved counterparties and within credit limits assigned. The Company's maximum exposure to credit risk as at March 31, 2023 and as at March 31, 2022 is the carrying value of each class of financial assets.

Refer Note 2.3 (m) for accounting policy on financial instruments.

36.3 Liquidity risk

Liquidity risk refers to that risk where the Company cannot meet its financial obligations. The objective of liquidity risk management is to maintain sufficient liquidity and ensure that funds are available for use as per requirement. In doing this, management considers both normal and stressed conditions. The Company manages liquidity risk by maintaining adequate reserves and banking facilities by continuously monitoring cash flow forecast and by matching the maturity profiles of financial assets and liabilities. The Company had losses during the previous year and has continued to incur losses during the current year, primarily due to lower volumes and finance costs which has resulted in negative net worth during the year and as at March 31, 2023.

The table below summarises the contractual maturity profile of the Company's financial liabilities:

	Up to 1 year	2-5 years	> 5 years	Total
Year ended March 31, 2023				
Borrowings	-	-	3,098.54	3,098.54
Other financial liabilities	14.38	33.07	115.75	163.20
Trade payables	613.85	-	-	613.85
Total	628.23	33.07	3,214.29	3,875.59
Year ended March 31, 2022				
Borrowings	2,789.02	226.93	228.05	3,244.00
Other financial liabilities	127.70	36.20	126.70	290.60
Trade payables	970.16	-	-	970.16
Total	3,886.88	263.13	354.75	4,504.76

37. Disclosure required under Sec 186(4) of the Companies Act, 2013

For details of securities provided on behalf of borrowers under the RTL Agreement, refer Note 16.2.



[THIS PLACE IS INTENTIONALLY LEFT BLANK]



Suzlon Gujarat Wind Park Limited

Notes to financial statements for the year ended March 31, 2023

All amounts in ₹ Million, unless otherwise stated

38. Ratios and its elements

Ratio	March 31, 2023	March 31, 2022	% change
Current ratio ⁽ⁱⁱⁱ⁾			
Current assets / Current liabilities	4.17	1.05	296.97
Debt - Equity ratio ⁽ⁱⁱ⁾			
Total debt / Shareholders equity	(12.30)	(46.64)	73.63
Debt service coverage ratio ⁽ⁱⁱⁱ⁾			
EBITDA (excluding non-cash expenses)/ Interest + principal repayments	(0.90)	0.05	(1,897.17)
Return on Equity ratio ⁽ⁱⁱⁱ⁾			
Net profit after tax - Preference dividend (if any) / Equity shareholder's funds * 100	0.75	3.93	(80.97)
Inventory turnover ratio ⁽ⁱ⁾			
Sales / Average inventory	0.68	0.64	5.33
Trade receivables turnover ratio ⁽ⁱ⁾			
Sales / average receivables	0.75	0.62	19.88
Trade payable turnover ratio ⁽ⁱ⁾			
Net credit purchases / average payables	0.63	0.55	14.19
Net capital turnover ratio ^(iv)			
Sales (includes only revenue from operation and other operating income) / Working capital = total current assets - current liabilities	0.21	1.21	(83.00)
Net profit ratio% ⁽ⁱ⁾			
Net profit / Sales	(30.45)%	(40.62)%	25.00
Return on capital employed (%) ⁽ⁱⁱⁱ⁾			
Earnings before interest and tax (EBIT) / Capital employed = total assets - current liabilities	(4.75%)	14.63%	(132.45)
Return on investment (%) ^(v)			
Finance income/ Investment	16.60%	6.60%	151.38

Reasons for variance

- (i) There is no significant change (i.e. change of more than 25% as compared to the immediately previous financial year) in the key financial ratios.
- (ii) With improved liquidity conditions there was repayment of debt which resulted in improvement of ratio.
- (iii) Reduction in ratio is on account of operating losses for the year.
- (iv) During the year, the Company reclassified its borrowings to non-current due to which there is reduction in current liabilities resulting in higher net assets as compared to previous year. This resulted in reduction in ratio.
- (v) The movement in ratio is towards increase in fixed deposit resulting in added interest income as compared to previous year.

39. Going concern

The Company incurred loss of ₹ 182.40 Million for the year ended March 31, 2023, further the net worth of Company is negative by ₹ 251.96 Million as on that date. These events and conditions indicated a significant doubt on the Company's ability to continue as a going concern as on the balance sheet date. The Management has plans to meet the financial obligations in the foreseeable future through various options such as cash flows from operations, realisation of trade receivables and financial assets and financial support from its ultimate parent company. The management believes that the Company will continue as a going concern and there by realise its assets and discharge its liabilities in the normal course of its business. Having regard to the above, the financial statements for the year ended March 31, 2023 have been prepared on the basis that the Company will continue as a going concern and there does not exist material uncertainty in the Company's ability to meet its financial obligations in foreseeable future.



Suzlon Gujarat Wind Park Limited

Notes to financial statements for the year ended March 31, 2023

All amounts in ₹ Million, unless otherwise stated

40. Other information

- The Company do not have any Benami property, where any proceeding has been initiated or pending against the Company for holding any Benami property.
- The Company do not have any charges or satisfaction which is yet to be registered with ROC beyond the statutory period.
- The Company have not traded or invested in Crypto currency or Virtual Currency during the financial year.
- The Company have not advanced or loaned or invested funds to any other person(s) or entity(ies), including foreign entities (Intermediaries) with the understanding that the Intermediary shall
 - directly or indirectly lend or invest in other persons or entities identified in any manner whatsoever by or on behalf of the company (Ultimate Beneficiaries) or
 - provide any guarantee, security or the like to or on behalf of the ultimate beneficiaries.
- The Company have not received any fund from any person(s) or entity(ies), including foreign entities (funding party) with the understanding (whether recorded in writing or otherwise) that the Group shall
 - directly or indirectly lend or invest in other persons or entities identified in any manner whatsoever by or on behalf of the Company (Ultimate Beneficiaries) or
 - provide any guarantee, security or the like to or on behalf of the ultimate beneficiaries.
- The Company have not any such transaction which is not recorded in the books of accounts that has been surrendered or disclosed as income during the year in the tax assessments under the Income Tax Act, 1961 (such as, search or survey).
- Details of immovable properties disclosed under PPE not held in the name of the Company:

Description of item of property	Gross carrying value (₹ in Million)	Title deeds held in the name of	Whether title deed holder is a promoter, director or relative of promoter/ director or employee of promoter/ director	Property held since which date	Reason for not being held in the name of the Company
14 freehold lands located at various locations admeasuring 22.48 acres	11.38	Suzlon Infrastructure Services Limited ('SISL')	No	10 - 15 years	The title deeds are in the name of erstwhile Suzlon Infrastructure Limited ('SISL') which was merged with the Company.
2 freehold lands admeasuring 5.00 acres	4.54	2 freehold lands are in the name of Suzlon Towers & Structures Limited (Merged with Suzlon Energy Limited)	No	5 - 7 years	The said private lands were mortgaged with bank and hence could not be transferred until released.


41. Capital management

For the purpose of the Company's capital management, capital includes issued equity capital and all other equity reserves attributable to the equity holders of the Company. The primary objective of the Company's capital management is to safeguard its ability to reduce the cost of capital and to maximise shareholder value.

The capital structure of the Company is based on the management's judgement of its strategic and day-to-day needs with a focus on total equity so as to maintain investor, creditors and market confidence.

The calculation of the capital for the purpose of capital management is as below.

	March 31, 2023	March 31, 2022
Equity share capital	12,459.15	12,459.15
Other equity	(12,711.11)	(12,528.71)
Total	(251.96)	(69.56)



Suzlon Gujarat Wind Park Limited

Notes to financial statements for the year ended March 31, 2023

All amounts in ₹ Million, unless otherwise stated

42. Prior year amounts have been reclassified wherever necessary to confirm with current year presentation.

For Walker Chandok & Co LLP
Chartered Accountants
ICAI Firm Registration Number: 001076N/N500013



Shashi Tadwalkar
Partner
Membership No.: 101797




For and on behalf of the Board of Directors of
Suzlon Gujarat Wind Park Limited



Vinod R. Tanti
Chairman
DIN : 00002266



Balrajsinh A. Parmar
Director
DIN : 00002276



Avanti Gulavani
Company Secretary
Membership No.: A28956



Rakesh Bhandari
Chief Financial Officer
ICAI Membership No. 077447

Place: Pune
Date: May 30, 2023

Place: Pune
Date: May 30, 2023

