

INDEPENDENT AUDITOR'S REPORT

**To the Members of Suzlon Gujarat Wind Park Limited
Report on the Audit of the Financial Statements**

Opinion

We have audited the accompanying financial statements of **Suzlon Gujarat Wind Park Limited** ("the Company"), which comprise the Balance Sheet as at 31 March 2021, and the Statement of Profit and Loss (including Other Comprehensive Income), the Statement of Cash Flows and the Statement of Changes in Equity for the year then ended, and a summary of significant accounting policies and other explanatory information.

In our opinion and to the best of our information and according to the explanations given to us, the aforesaid financial statements give the information required by the Companies Act, 2013 ("the Act") in the manner so required and give a true and fair view in conformity with the Indian Accounting Standards prescribed under section 133 of the Act read with the Companies (Indian Accounting Standards) Rules, 2015, as amended, ("Ind AS") and other accounting principles generally accepted in India, of the state of affairs of the Company as at 31 March 2021, and its loss, total comprehensive loss, its cash flows and the changes in equity for the year ended on that date.

Basis for Opinion

We conducted our audit of the financial statements in accordance with the Standards on Auditing specified under section 143(10) of the Act (SAs). Our responsibilities under those Standards are further described in the Auditor's Responsibility for the Audit of the Financial Statements section of our report. We are independent of the Company in accordance with the Code of Ethics issued by the Institute of Chartered Accountants of India (ICAI) together with the ethical requirements that are relevant to our audit of the financial statements under the provisions of the Act and the Rules made thereunder, and we have fulfilled our other ethical responsibilities in accordance with these requirements and the ICAI's Code of Ethics. We believe that the audit evidence obtained by us is sufficient and appropriate to provide a basis for our audit opinion on the financial statements.

Material uncertainty related to Going Concern

We draw attention to note 38 in the financial statements regarding the continued losses incurred during the current year, the negative net worth, the negative working capital in financial statements as at 31 March, 2021 and notices under bankruptcy code mentioned in the said note that indicate a material uncertainty about the Company's ability to continue as a going concern that existed on the balance sheet date. The Company is dependent on direct or indirect financial support from Suzlon Energy Limited ("Ultimate Parent"). However, having regard to the restructuring of borrowings of the Ultimate Parent along with the Company, its certain fellow subsidiaries and a joint venture of the Ultimate Parent, waiver of all the events of default, during the year and the Management's plans to meet financial obligations in foreseeable future out of the cash flows from execution of the pipeline of orders in hand, future business plans and realization of trade receivables, the financial statements of the Company for the year ended 31 March, 2021 have been prepared on a going concern basis.

Our opinion is not modified in respect of this matter.

24 2

Emphasis of Matter

We draw attention to note 2.5 (b) of the Financial Statements, which describes the undetermined circumstances relating to the COVID 19 pandemic and its implications on the management's assessment of the Company's ability to generate sufficient cash flows to meet its financial obligations in the foreseeable future under such undetermined circumstances.

Our opinion is not modified in respect of this matter.

Information Other than the Financial Statements and Auditor's Report Thereon

The Company's Board of Directors is responsible for the other information. The other information comprises of the Directors' report (but does not include the financial statements and our auditors' report thereon) which we have obtained prior to the date of this auditors' report.

- Our opinion on the financial statements does not cover the other information and will not express any form of assurance conclusion thereon. We have nothing to report in this regard.
- In connection with our audit of the financial statements, our responsibility is to read the other information and, in doing so, consider whether the other information is materially inconsistent with the financial statements or our knowledge obtained during the course of our audit or otherwise appears to be materially misstated.
- If, based on the work we have performed, we conclude that there is a material misstatement of this other information, we are required to report that fact. We have nothing to report in this regard.

Management's Responsibility for the Financial Statements

The Company's Board of Directors is responsible for the matters stated in section 134(5) of the Act with respect to the preparation of these financial statements that give a true and fair view of the financial position, financial performance including other comprehensive income, cash flows and changes in equity of the Company in accordance with the Ind AS and other accounting principles generally accepted in India. This responsibility also includes maintenance of adequate accounting records in accordance with the provisions of the Act for safeguarding the assets of the Company and for preventing and detecting frauds and other irregularities; selection and application of appropriate accounting policies; making judgments and estimates that are reasonable and prudent; and design, implementation and maintenance of adequate internal financial controls, that were operating effectively for ensuring the accuracy and completeness of the accounting records, relevant to the preparation and presentation of the financial statement that give a true and fair view and are free from material misstatement, whether due to fraud or error.

In preparing the financial statements, management is responsible for assessing the Company's ability to continue as a going concern, disclosing, as applicable, matters related to going concern and using the going concern basis of accounting unless management either intends to liquidate the Company or to cease operations, or has no realistic alternative but to do so.

Those Board of Directors are also responsible for overseeing the Company's financial reporting process.

AM 2

Auditor's Responsibility for the Audit of the Financial Statements

Our objectives are to obtain reasonable assurance about whether the financial statements as a whole are free from material misstatement, whether due to fraud or error, and to issue an auditor's report that includes our opinion. Reasonable assurance is a high level of assurance, but is not a guarantee that an audit conducted in accordance with SAs will always detect a material misstatement when it exists. Misstatements can arise from fraud or error and are considered material if, individually or in the aggregate, they could reasonably be expected to influence the economic decisions of users taken on the basis of these financial statements.

As part of an audit in accordance with SAs, we exercise professional judgment and maintain professional skepticism throughout the audit. We also:

- Identify and assess the risks of material misstatement of the financial statements, whether due to fraud or error, design and perform audit procedures responsive to those risks, and obtain audit evidence that is sufficient and appropriate to provide a basis for our opinion. The risk of not detecting a material misstatement resulting from fraud is higher than for one resulting from error, as fraud may involve collusion, forgery, intentional omissions, misrepresentations, or the override of internal control.
- Obtain an understanding of internal financial control relevant to the audit in order to design audit procedures that are appropriate in the circumstances. Under section 143(3)(i) of the Act, we are also responsible for expressing our opinion on whether the Company has adequate internal financial controls system in place and the operating effectiveness of such controls.
- Evaluate the appropriateness of accounting policies used and the reasonableness of accounting estimates and related disclosures made by the management.
- Conclude on the appropriateness of management's use of the going concern basis of accounting and, based on the audit evidence obtained, whether a material uncertainty exists related to events or conditions that may cast significant doubt on the Company's ability to continue as a going concern. If we conclude that a material uncertainty exists, we are required to draw attention in our auditor's report to the related disclosures in the financial statements or, if such disclosures are inadequate, to modify our opinion. Our conclusions are based on the audit evidence obtained up to the date of our auditor's report. However, future events or conditions may cause the Company to cease to continue as a going concern.
- Evaluate the overall presentation, structure and content of the financial statements, including the disclosures, and whether the financial statements represent the underlying transactions and events in a manner that achieves fair presentation.

Materiality is the magnitude of misstatements in the financial statements that, individually or in aggregate, makes it probable that the economic decisions of a reasonably knowledgeable user of the financial statements may be influenced. We consider quantitative materiality and qualitative factors in (i) planning the scope of our audit work and in evaluating the results of our work; and (ii) to evaluate the effect of any identified misstatements in the financial statements.

We communicate with those charged with governance regarding, among other matters, the planned scope and timing of the audit and significant audit findings, including any significant deficiencies in internal control that we identify during our audit.

We also provide those charged with governance with a statement that we have complied with relevant ethical requirements regarding independence, and to communicate with them all relationships and other matters that may reasonably be thought to bear on our independence, and where applicable, related safeguards.

Report on Other Legal and Regulatory Requirements


1. As required by Section 143(3) of the Act, based on our audit we report that:

- a. We have sought and obtained all the information and explanations which to the best of our knowledge and belief were necessary for the purposes of our audit.
- b. In our opinion, proper books of account as required by law have been kept by the Company so far as it appears from our examination of those books.
- c. The Balance Sheet, the Statement of Profit and Loss including Other Comprehensive Income, the Statement of Cash Flows and Statement of Changes in Equity dealt with by this Report are in agreement with the books of account.
- d. In our opinion, the aforesaid financial statements comply with the Ind AS specified under Section 133 of the Act.
- e. The matter described in the Material uncertainty related to Going Concern section above, in our opinion, may have an adverse effect on the functioning of the Company.
- f. On the basis of the written representations received from the directors as on 31 March, 2021 taken on record by the Board of Directors, none of the directors is disqualified as on 31 March, 2021 from being appointed as a director in terms of Section 164(2) of the Act.
- g. With respect to the adequacy of the internal financial controls over financial reporting of the Company and the operating effectiveness of such controls, refer to our separate Report in "Annexure A". Our report expresses an unmodified opinion on the adequacy and operating effectiveness of the Company's internal financial controls over financial reporting.
- h. With respect to the other matters to be included in the Auditor's Report in accordance with the requirements of section 197(16) of the Act, as amended, In our opinion and to the best of our information and according to the explanations given to us, the Company has not paid/provided managerial remuneration to its directors during the year and hence provisions of section 197 of the Act are not applicable to the Company.
- i. With respect to the other matters to be included in the Auditor's Report in accordance with Rule 11 of the Companies (Audit and Auditors) Rules, 2014, as amended in our opinion and to the best of our information and according to the explanations given to us:
 - i. The Company has disclosed the impact of pending litigations on its financial position in its financial statements;
 - ii. The Company did not have any long-term contracts including derivative contracts for which there were any material foreseeable losses;
 - iii. There were no amounts which were required to be transferred to the Investor Education and Protection Fund by the Company.

**Deloitte
Haskins & Sells LLP**

2. As required by the Companies (Auditor's Report) Order, 2016 ("the Order") issued by the Central Government in terms of Section 143(11) of the Act, we give in "Annexure B" a statement on the matters specified in paragraphs 3 and 4 of the Order.

For Deloitte Haskins & Sells LLP
Chartered Accountants
(Firm's Registration No. 117366W/W-100018)



Jayesh Parmar
Partner
Membership No. 106388
UDIN: 21106388AAAACI9711

Place: Mumbai
Date: 28 June 2021

NA

ANNEXURE "A" TO THE INDEPENDENT AUDITOR'S REPORT

(Referred to in paragraph 1(g) under 'Report on Other Legal and Regulatory Requirements' section of our report of even date)

Report on the Internal Financial Controls Over Financial Reporting under Clause (i) of Sub-section 3 of Section 143 of the Companies Act, 2013 ("the Act")

We have audited the internal financial controls over financial reporting of Suzlon Gujarat Wind Park Limited ("the Company") as of 31 March, 2021 in conjunction with our audit of the financial statements of the Company for the year ended on that date.

Management's Responsibility for Internal Financial Controls

The Company's management is responsible for establishing and maintaining internal financial controls based on the internal control over financial reporting criteria established by the Company considering the essential components of internal control stated in the Guidance Note on Audit of Internal Financial Controls Over Financial Reporting issued by the Institute of Chartered Accountants of India. These responsibilities include the design, implementation and maintenance of adequate internal financial controls that were operating effectively for ensuring the orderly and efficient conduct of its business, including adherence to respective company's policies, the safeguarding of its assets, the prevention and detection of frauds and errors, the accuracy and completeness of the accounting records, and the timely preparation of reliable financial information, as required under the Companies Act, 2013.

Auditor's Responsibility

Our responsibility is to express an opinion on the internal financial controls over financial reporting of the Company based on our audit. We conducted our audit in accordance with the Guidance Note on Audit of Internal Financial Controls Over Financial Reporting (the "Guidance Note") issued by the Institute of Chartered Accountants of India and the Standards on Auditing prescribed under Section 143(10) of the Companies Act, 2013, to the extent applicable to an audit of internal financial controls. Those Standards and the Guidance Note require that we comply with ethical requirements and plan and perform the audit to obtain reasonable assurance about whether adequate internal financial controls over financial reporting was established and maintained and if such controls operated effectively in all material respects.

Our audit involves performing procedures to obtain audit evidence about the adequacy of the internal financial controls system over financial reporting and their operating effectiveness. Our audit of internal financial controls over financial reporting included obtaining an understanding of internal financial controls over financial reporting, assessing the risk that a material weakness exists, and testing and evaluating the design and operating effectiveness of internal control based on the assessed risk. The procedures selected depend on the auditor's judgement, including the assessment of the risks of material misstatement of the financial statements, whether due to fraud or error.

We believe that the audit evidence we have obtained is sufficient and appropriate to provide a basis for our audit opinion on the Company's internal financial controls system over financial reporting.

NH 2

Meaning of Internal Financial Controls Over Financial Reporting

A company's internal financial control over financial reporting is a process designed to provide reasonable assurance regarding the reliability of financial reporting and the preparation of financial statements for external purposes in accordance with generally accepted accounting principles. A company's internal financial control over financial reporting includes those policies and procedures that (1) pertain to the maintenance of records that, in reasonable detail, accurately and fairly reflect the transactions and dispositions of the assets of the company; (2) provide reasonable assurance that transactions are recorded as necessary to permit preparation of financial statements in accordance with generally accepted accounting principles, and that receipts and expenditures of the company are being made only in accordance with authorisations of management and directors of the company; and (3) provide reasonable assurance regarding prevention or timely detection of unauthorised acquisition, use, or disposition of the company's assets that could have a material effect on the financial statements.

Inherent Limitations of Internal Financial Controls Over Financial Reporting


Because of the inherent limitations of internal financial controls over financial reporting, including the possibility of collusion or improper management override of controls, material misstatements due to error or fraud may occur and not be detected. Also, projections of any evaluation of the internal financial controls over financial reporting to future periods are subject to the risk that the internal financial control over financial reporting may become inadequate because of changes in conditions, or that the degree of compliance with the policies or procedures may deteriorate.

Opinion

In our opinion, to the best of our information and according to the explanations given to us, the Company has, in all material respects, an adequate internal financial controls system over financial reporting and such internal financial controls over financial reporting were operating effectively as at 31 March, 2021, based on the criteria for internal financial control over financial reporting established by the Company considering the essential components of internal control stated in the Guidance Note on Audit of Internal Financial Controls Over Financial Reporting issued by the Institute of Chartered Accountants of India.

For Deloitte Haskins & Sells LLP

Chartered Accountants
(Firm's Registration No.117366W/W-100018)



Jayesh Parmar

Partner

Membership No. 106388

UDIN: 21106388AAAACI9711

Place: Mumbai
Date: 28 June 2021

ANNEXURE B TO THE INDEPENDENT AUDITOR'S REPORT

(Referred to in paragraph 2 under 'Report on Other Legal and Regulatory Requirements' section of our report of even date)

- (i) a) The Company has maintained proper records showing full particulars, including quantitative details and situation of Property, plant and equipment.
- b) The property, plant and equipment were physically verified during the year by the Management in accordance with a regular program of verification which, in our opinion, provides for physical verification of all the property, plant and equipment at reasonable intervals. According to the information and explanation given to us, no material discrepancies were noticed on such verification.
- c) According to the information and explanations given to us and the records examined by us and based on the examination of the registered sale deed provided to us, we report that, the title deeds, comprising all the Immovable properties of land which are freehold, are held in the name of the Company as at the balance sheet date, except the following:

Particulars	Gross block (Rs. in crore)	Net block (Rs. in crore)	Remarks
14 Freehold lands located at various locations admeasuring 22.47 acres	1.14	1.14	The title deeds are in the name of erstwhile Suzlon Infrastructure Limited ('SISL') which was merged with the Company.
3 freehold lands admeasuring 6.17 acres	1.38	1.38	These lands were transferred from group companies on account of slump sale of their power generation undertakings in the FY 2017-18.

In respect of immovable properties of land that have been taken on lease and disclosed as Right to use assets in the financial statements, the lease agreements are in the name of the Company, where the Company is the lessee in the agreement except the following:

Particulars	Gross block (Rs. in crore)	Net block (Rs. in crore)	Remarks
1 leasehold land located in Baramsar, Rajasthan admeasuring 2 acres	0.02	0.02	This land was transferred from Suzlon Energy Limited on account of slump sale of their power generation undertakings in the FY 2017-18.

- (ii) As explained to us, the inventories were physically verified during the year by the Management at reasonable intervals and no material discrepancies were noticed on physical verification.
- (iii) The Company has not granted any loans, secured or unsecured, to companies, firms, Limited Liability Partnership or other parties covered in the register maintained under section 189 of the Act.

Deloitte Haskins & Sells LLP

- (iv) The Company has not granted any loans or provided guarantees under section 185 of the Act and hence reporting under clause 3 (iv) of the Order is not applicable. In our opinion and according to the information and explanations given to us, the Company has complied with the provisions of Section 186 of the Act in respect of grant of loans, making investments and providing guarantees and securities.
- (v) According to the information and explanations given to us, the Company has not accepted any deposit during the year and hence reporting under clause 3 (v) of the Order is not applicable.
- (vi) The maintenance of cost records has not been specified by the Central Government under section 148(1) of the Act.
- (vii) According to the information and explanations given to us, in respect of statutory dues:
- The Company has not been regular in depositing undisputed statutory dues, including Provident Fund, Employees' State Insurance, Income-tax, Customs Duty, Goods and Service Tax, cess and other material statutory dues applicable to it to the appropriate authorities.
 - There were no undisputed amounts payable in respect of Provident Fund, Employees' State Insurance, Income-tax, Customs Duty, Goods and Service Tax, cess and other material statutory dues in arrears as at 31 March, 2021 for a period of more than six months from the date they became payable.
 - Details of dues of Sales Tax and Value Added Tax which have not been deposited as on 31 March, 2021 on account of disputes are given below:

Name of statute	Nature of dues	Forum where dispute is pending	Period to which the amount relates	Amount (Rs. in crore)	Amount paid under protest (Rs. in crore)
Maharashtra Value Added Tax, 2002	Value Added Tax	Joint Commissioner (Appeal)	FY 2007-08 to 2011-12	4.75	0.30
The Central Sales Tax Act, 1956	Central sales Tax	Joint Commissioner (Appeal)	FY 2013-14	0.01	0.01
Andhra Pradesh Value Added Tax Act, 2005	Value Added Tax	Sales Tax Appellate Tribunal	FY 2011-12	0.02	0.02

There are no dues of Income tax, Service tax, Custom duty, Excise duty and Goods and Services Tax as on 31 March, 2021 on account of dispute.

AM

Deloitte Haskins & Sells LLP

- (viii) In our opinion and according to the information and explanations given to us, the Company has defaulted in the repayment of loans or borrowings to financial institutions and banks during the year as under:

Due to Banks (including working capital loans):	Default in repayment of principal and interest (Rs. in crore)	Period of default
State Bank of India	42.69	April 2020 to June 2020
Indian Overseas Bank	219.84	
Yes Bank	10.26	

Such defaults has been waived off on account of restructuring before the balance sheet date. Further, the Company does not have any borrowings from Government nor has it issued any debentures.

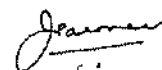
- (ix) The Company has not raised moneys by way of initial public offer or further public offer (including debt instruments) or term loans and hence reporting under clause 3 (ix) of the Order is not applicable.
- (x) To the best of our knowledge and according to the information and explanations given to us, no fraud by the Company and no material fraud on the Company by its officers or employees has been noticed or reported during the year.
- (xi) In our opinion and according to the information and explanations given to us, the Company has not paid/ provided managerial remuneration during the year. Accordingly, reporting under the clause 3 (xi) of the Order is not applicable.
- (xii) The Company is not a Nidhi Company and hence reporting under clause (xii) of the Order is not applicable.
- (xiii) In our opinion and according to the information and explanations given to us the Company is in compliance with Section 177 and 188 of the Companies Act, 2013, where applicable, for all transactions with the related parties and the details of related party transactions have been disclosed in the financial statements etc. as required by the applicable accounting standards.
- (xiv) During the year the Company has not made any preferential allotment or private placement of shares or fully or partly convertible debentures and hence reporting under clause (xiv) of the Order is not applicable to the Company.
- (xv) In our opinion and according to the information and explanations given to us, during the year the Company has not entered into any non-cash transactions with its directors or directors of its holding or ultimate holding company or persons connected with them and hence provisions of section 192 of the Act are not applicable.

24

**Deloitte
Haskins & Sells LLP**

(xvi) The Company is not required to be registered under section 45-IA of the Reserve Bank of India Act, 1934.

For Deloitte Haskins & Sells LLP
Chartered Accountants
(Firm's Registration No.117366W/W-100018)



Jayesh Parmar
Partner
Membership No. 106388
UDIN: 21106388AAAACI9711

Place: Mumbai
Date: 28 June 2021

24

Suzlon Gujarat Wind Park Limited
Balance Sheet as at March 31, 2021
All amounts in ₹ Crore, unless otherwise stated

Particulars	Notes	As at March 31, 2021	As at March 31, 2020
Assets			
Non-current assets			
Property, plant and equipment	6	32.52	35.97
Right-of-use assets	30	0.20	0.20
Goodwill	7	-	-
Financial assets			
Investments	8	0.01	0.01
Trade receivables	9	-	-
Other financial assets	10	22.07	13.39
Other non-current assets	11	1.59	1.52
		56.39	51.09
Current assets			
Inventories	12	383.48	281.75
Financial assets			
Trade receivables	9	349.86	479.42
Cash and cash equivalent	13	13.45	0.86
Other financial assets	10	16.06	4.24
Current tax asset, net		-	5.75
Other current assets	11	432.73	502.00
		1,196.58	1,254.02
Total assets		1,251.97	1,305.11
Equity and liabilities			
Equity			
Equity share capital	14	1,245.92	1,245.92
Other equity	15	(2,635.84)	(2,485.53)
		(1,389.92)	(1,239.61)
Non-current liabilities			
Financial liabilities			
Borrowings	16	705.70	650.00
Other financial liabilities	17	17.83	19.38
Provisions	18	2.88	2.34
		726.41	671.72
Current liabilities			
Financial liabilities			
Borrowings	16	1,472.16	1,436.71
Trade payables	19		
Total outstanding dues of micro enterprises and small enterprises		10.95	14.79
Total outstanding dues of creditors other than micro enterprises and small enterprises		341.82	297.76
Other financial liabilities	17	16.98	94.78
Contract liabilities		65.72	15.75
Other current liabilities	20	13.45	10.99
Provisions	18	2.40	2.22
		1,915.48	1,873.00
Total equity and liabilities		1,251.97	1,305.11

Summary of significant accounting policies 2.3

The accompanying notes are an integral part of the financial statements.

In terms of our report attached

For Deloitte Haskins & Sells LLP
Chartered Accountants
ICAI Firm Registration Number : 117366W/W-100018

Jayesh Parmar
Partner
Membership No.: 106388



Place : Mumbai

Date : 28 JUN 2021

For and on behalf of the Board of Directors of
Suzlon Gujarat Wind Park Limited

Harish H. Mehta
Managing Director
DIN : 00002753

Balrajesh A. Parmar
Director
DIN : 00002276

Nimisha Agnihotri
Company Secretary
Membership No.: A30859

Rakesh Bhendari
Chief Financial Officer
ICAI Membership No.: 077447

Place : Pune

Date : 28 JUN 2021



Suzlon Gujarat Wind Park Limited
Statement of profit and loss for the year ended March 31, 2021

All amounts in ₹ Crore, unless otherwise stated

Particulars	Notes	March 31, 2021	March 31, 2020
Income			
Revenue from contracts with customer	21	171.09	356.56
Other operating income		0.87	1.80
Other income	22	0.88	0.10
		172.84	358.46
Expenses			
Cost of raw materials consumed and services rendered	23	252.36	433.57
Changes in inventories of work-in-progress and finished goods	23	(63.75)	104.39
Employee benefits expense	24	23.32	34.85
Depreciation expense	6	3.71	5.61
Finance costs	25	200.56	222.13
Other expenses	26	94.08	59.72
		510.28	860.27
Profit/ (loss) before tax		(337.44)	(501.81)
Tax expenses	27	-	-
Profit/ (loss) after tax		(337.44)	(501.81)
Other comprehensive income			
Item that will not be reclassified to profit or loss in subsequent years :			
Remeasurements of the defined benefit plans	29	(0.01)	0.99
Income tax effect on the above		-	-
		(0.01)	0.99
Item that will be reclassified to profit or loss in subsequent years		-	-
Other comprehensive income for the year, net of tax		(0.01)	0.99
Total comprehensive income for the year		(337.45)	(500.82)
Earnings/ (loss) per equity share:			
Basic and diluted [Nominal value of share ₹ 10 (₹ 10)]	28	(2.71)	(4.02)
Summary of significant accounting policies	2.3		

The accompanying notes are an integral part of the financial statements.

In terms of our report attached

For Deloitte Haskins & Sells LLP

Chartered Accountants

ICAI Firm Registration Number : 117366W/ W-100018

Jayesh Parmar

Partner

Membership No.: 106388



Place : Mumbai

Date : 28 JUN 2021

For and on behalf of the Board of Directors of

Suzlon Gujarat Wind Park Limited

Harish H. Mehta

Managing Director

DIN : 00002753

Balraj Singh A. Parmar

Director

DIN : 00002276

Nimisha Agnihotri

Company Secretary

Membership No.: A30859

Rakesh Bhandari

Chief Financial Officer

ICAI Membership No.: 077447

Place : Pune

Date : 28 JUN 2021



Suzlon Gujarat Wind Park Limited

Statement of changes in equity for the year ended March 31, 2021

All amounts in ₹ Crore, unless otherwise stated

a. Equity share capital

	No. in Crore	Rs in Crore
Equity shares of ₹ 10 each, issued, subscribed and fully paid		
As at April 01, 2019	124.59	1,245.92
Issue of share capital (refer Note 14)	-	-
As at March 31, 2020	124.59	1,245.92
Issue of share capital (refer Note 14)	-	-
As at March 31, 2021	124.59	1,245.92

b. Other equity

	Reserves and surplus			Total
	Capital contribution	General reserve	Retained earnings	
As at April 01, 2019	-	1.41	(1,986.12)	(1,984.71)
Profit/ (loss) for the year	-	-	(501.81)	(501.81)
Other comprehensive income (refer Note 29)	-	-	0.99	0.99
As at March 31, 2020	-	1.41	(2,486.94)	(2,485.53)
As at April 01, 2020	-	1.41	(2,486.94)	(2,485.53)
Profit/ (loss) for the year	-	-	(337.44)	(337.44)
Other comprehensive income (refer Note 29)	-	-	(0.01)	(0.01)
Gain on extinguishment of debt, net (refer Note 4 and 16)	187.14	-	-	187.14
As at March 31, 2021	187.14	1.41	(2,824.39)	(2,635.84)

Refer Note 15 for nature and purpose of reserves.

Summary of significant accounting policies

2.3

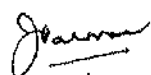
The accompanying notes are an integral part of the financial statements.

In terms of our report attached

For Deloitte Haskins & Sells LLP

Chartered Accountants

ICAI Firm Registration Number : 117366W/ W-100018



Jayesh Parmar

Partner

Membership No.: 106388



Place : Mumbai

Date : 28 JUN 2021

For and on behalf of the Board of Directors of

Suzlon Gujarat Wind Park Limited



Harish H. Mehta

Managing Director


DIN : 00002753



Balrajsinh A. Parmar

Director

DIN : 00002276



Nimisha Agnihotri

Company Secretary

Membership No.: A30859



Rakesh Bhandari

Chief Financial Officer

ICAI Membership No.: 077447

Place : Pune

Date : 28 JUN 2021



Suzlon Gujarat Wind Park Limited
Statement of cash flow for the year ended March 31, 2021

All amounts in ₹ Crore, unless otherwise stated

Particulars	March 31, 2021	March 31, 2020
Cash flow from operating activities		
Profit/ (loss) before tax	(337.44)	(501.81)
Adjustments for:		
Depreciation expense	3.71	5.61
(Gain)/ loss on disposal of property, plant and equipment, net	(0.04)	0.55
Other income	(0.88)	(0.05)
Interest expense and other borrowing cost	197.83	217.20
Bad debts written off	0.84	0.00*
Impairment allowance	0.03	0.00*
Allowance/ (reversal) for doubtful debts and advances, net	(37.07)	22.64
Exchange differences, net	0.26	0.44
Operating profit/ (loss) before working capital changes	(172.96)	(255.42)
Movements in working capital		
(Increase)/ decrease in financial assets and other assets	42.65	121.44
(Increase)/ decrease in trade receivables	173.33	62.13
(Increase)/ decrease in inventories	(121.74)	302.12
(Decrease)/ increase in other liabilities, financial liabilities and provisions	75.69	(344.38)
Cash (used in)/ generated from operating activities	(3.03)	(114.11)
Direct taxes paid (net of refunds)	5.61	(1.75)
Net cash (used in)/ generated from operating activities	A 2.58	(115.86)
Cash flow from investing activities		
Payments for purchase of property, plant and equipment including capital advances	(0.27)	(0.99)
Proceeds from sale of property, plant and equipment	0.11	0.18
Interest received	(0.38)	0.05
Net cash (used in)/ generated from investing activities	B (0.52)	(0.76)
Cash flow from financing activities		
Proceeds from short term-borrowings, net	53.92	133.51
Repayment from long term-borrowings, net (refer Note 4 and 16)	(36.34)	-
Interest and other borrowing cost paid	(8.60)	(16.70)
Restructuring cost paid	(0.45)	-
Net cash (used in)/ generated from financing activities	C 10.53	116.81
Net Increase/ (decrease) in cash and cash equivalent	(A+B+C) 12.59	0.19
Cash and cash equivalent at the beginning of year	0.86	0.67
Cash and cash equivalent at the end of year	13.45	0.86
Components of cash and cash equivalent	As at March 31, 2021	As at March 31, 2020
Cash on hand	0.44	0.53
Balances with banks	13.01	0.33
	13.45	0.86

The figures in brackets represent outflows.

* Less than ₹ 0.01 Crore.

Summary of significant accounting policies

2.3

The accompanying notes are an integral part of the financial statements.

In terms of our report attached

For Deloitte Haskins & Sells LLP

Chartered Accountants

ICAI Firm Registration Number : 117366W/ W-100018

Jayesh Parmar

Partner

Membership No.: 106388



Place : Mumbai

Date : 28 JUN 2021

For and on behalf of the Board of Directors of

Suzlon Gujarat Wind Park Limited

Harish H. Mehta

Managing Director

DIN : 00002753

Balaresh A. Parmar

Director

DIN : 00002276

Nimisha Agnihotri

Company Secretary

Membership No.: A30859

Rakesh Bhandari

Chief Financial Officer

ICAI Membership No.: 077447

Place : Pune

Date : 28 JUN 2021



Suzlon Gujarat Wind Park Limited

Notes to financial statements for the year ended March 31, 2021

All amounts in ₹ Crore, unless otherwise stated

1. Company information

Suzlon Gujarat Wind Park Limited ('SGWPL' or the 'Company') having CIN U40108GJ2004PLC044409 is a public company domiciled in India and incorporated under the provisions of Companies Act, 1956. The registered office of the Company is located at Suzlon House, 5 Shrimali Society, Near Shree Krishna Centre, Navrangpura, Ahmedabad, India. The principal place of business is its headquarters located at One Earth, Hadapsar, Pune, India.

The Company is engaged in erection, installation and commissioning, construction and sale of power evacuation facility, power generation and sale and lease/sub lease of land for wind turbine generators ('WTG's).

The financial statements were authorised for issue in accordance with a resolution of the directors on June 28, 2021.

2. Basis of preparation and significant accounting policies

2.1 Basis of preparation

The financial statements of the Company have been prepared in accordance with Indian Accounting Standards (Ind AS) notified under section 133 of the Companies Act, 2013, read together with the Companies (Indian Accounting Standards) Rules, 2015, as amended ("the Rules").

The financial statements have been prepared on a historical cost basis, except certain financial assets and liabilities measured at fair value (refer accounting policy regarding financial instruments 2.3(n)).

The financial statements are presented in Indian Rupees (₹) and all values are rounded to the nearest Crore (₹ 00,00,000) up to two decimals, except when otherwise indicated.

2.2 Recent accounting developments

Standards issued but not yet effective

The amendments to standards that are issued, but not yet effective, up to the date of issuance of the company's financial statements are not applicable as there were no standards issued but not effective at the time of adoption of the financials.

2.3 Summary of significant accounting policies

a. Current versus non-current classification

The Company presents assets and liabilities in the balance sheet based on current/ non-current classification. An asset is treated as current when it is:

- Expected to be realised or intended to be sold or consumed in normal operating cycle
- Held primarily for the purpose of trading
- Expected to be realised within twelve months after the reporting period, or
- Cash or cash equivalent unless restricted from being exchanged or used to settle a liability for at least twelve months after the reporting period.

All other assets are classified as non-current.

A liability is current when:

- It is expected to be settled in normal operating cycle
- It is held primarily for the purpose of trading
- It is due to be settled within twelve months after the reporting period, or
- There is no unconditional right to defer the settlement of the liability for at least twelve months after the reporting period. Deferred tax assets and liabilities are classified as non-current assets and liabilities.



The Company classifies all other liabilities as non-current. The operating cycle is the time between the acquisition of assets for processing and their realisation in cash and cash equivalents. The Company has identified twelve months as its operating cycle.

b. Foreign currencies

The Company's financial statements are presented in Indian ₹, which is also the Company's functional currency.

Transactions and balances

Foreign currency transactions are recorded in the reporting currency, by applying to the foreign currency amount the exchange rate between the reporting currency and the foreign currency at the date of the transaction.

Foreign currency monetary items are retranslated using the exchange rate prevailing at the reporting date. Exchange differences arising on settlement or translation of monetary items are recognised in profit or loss.

c. Fair value measurement

The Company measures financial instruments at fair value at each balance sheet date.

Fair value is the price that would be received to sell an asset or paid to transfer a liability in an orderly transaction between market participants at the measurement date. The fair value measurement is based on the presumption that the transaction to sell the asset or transfer the liability takes place either:

- In the principal market for the asset or liability, or
- In the absence of a principal market, in the most advantageous market for the asset or liability

The principal or the most advantageous market must be accessible by the Company.

The fair value of an asset or a liability is measured using the assumptions that market participants would use when pricing the asset or liability, assuming that market participants act in their economic best interest.

A fair value measurement of a non-financial asset takes into account a market participant's ability to generate economic benefits by using the asset in its highest and best use or by selling it to another market participant that would use the asset in its highest and best use.

The Company uses valuation techniques that are appropriate in the circumstances and for which sufficient data are available to measure fair value, maximising the use of relevant observable inputs and minimising the use of unobservable inputs.

All assets and liabilities for which fair value is measured or disclosed in the financial statements are categorised within the fair value hierarchy, described as follows, based on the lowest level input that is significant to the fair value measurement as a whole:

- Level 1 - Quoted (unadjusted) market prices in active markets for identical assets or liabilities
- Level 2 - Valuation techniques for which the lowest level input that is significant to the fair value measurement is directly or indirectly observable
- Level 3 - Valuation techniques for which the lowest level input that is significant to the fair value measurement is unobservable

For assets and liabilities that are recognised in the financial statements on a recurring basis, the Company determines whether transfers have occurred between levels in the hierarchy by re-assessing categorisation (based on the lowest level input that is significant to the fair value measurement as a whole) at the end of each reporting period.

The Company management determines the policies and procedures for recurring and non-recurring fair value measurement.



Suzlon Gujarat Wind Park Limited

Notes to financial statements for the year ended March 31, 2021

All amounts in ₹ Crore, unless otherwise stated

Involvement of external valuers is decided upon annually by the Company management. The management decides after discussion with external valuers, about valuation technique and inputs to use for each case.

At each reporting date, the Company's management analyses the movements in the values of assets and liabilities which are required to be re-measured or re-assessed as per the Company's accounting policies. For this analysis, the Company verifies the major inputs applied in the latest valuation by agreeing the information in the valuation computation to contracts and other relevant documents.

The Company, in conjunction with the Company's external valuers, also compares the change in the fair value of each asset and liability with relevant external sources to determine whether the change is reasonable.

For the purpose of fair value disclosures, the Company has determined classes of assets and liabilities on the basis of the nature, characteristics and risks of the asset or liability and the level of the fair value hierarchy as explained above.

d. Revenue from contract with customers

Revenue from contract with customers is recognised at the point in time when control of the asset is transferred to the customer at an amount that reflects the consideration to which the Company expects to be entitled in exchange for those goods or services.

Project execution

Revenue from project execution, consisting of installation, erection and commissioning of WTG's and solar park is recognised on completion of the respective activities identified as per terms of the sales order, net of taxes charged. Revenue from project execution is recognised over-time and measured at output method.

Power evacuation infrastructure facility

Revenue from power evacuation infrastructure facilities are recognised upon commissioning and electrical installation of the Wind Turbine Generators (WTG) and solar park to the said facilities followed by approval for commission of WTG from the concerned authorities.

Power generation

Income from power generation is recognised on sale of unit generated and invoiced to respective state electricity board.

Land revenue

Revenue from land lease activity is recognised upon the transfer of leasehold rights to the customers. Revenue from sale of land/ right to sale land is recognised at the point in time when control of asset is transferred to the customer as per the terms of the respective sales order. Revenue from land development is recognised upon rendering of the service as per the terms of the respective sales order.

Sale of goods

Revenue from sale of goods is recognised in the statement of profit and loss at the point in time when control of the asset is transferred to the buyer as per the terms of the respective sales order, generally on delivery of the goods. Revenue from the sale of goods is measured at the fair value of consideration received or receivable, net of returns and allowances and discounts.

The Company considers whether there are other promises in the contract that are separate performance obligations to which a portion of the transaction price needs to be allocated. In determining the transaction price for the sale of goods, the Company considers the effects of variable consideration and consideration payable to the customer (if any).



Suzlon Gujarat Wind Park Limited

Notes to financial statements for the year ended March 31, 2021

All amounts in ₹ Crore, unless otherwise stated

Payment terms:

The Company considers whether there are other promises in the contract that are separate performance obligations to which a portion of the transaction price needs to be allocated. In determining the transaction price for services rendered, the Company considers the effects of variable consideration and consideration payable to the customer (if any).

Contract balances

i. Contract assets

A contract asset is the right to consideration in exchange for goods or services transferred to the customer. If the Company performs by transferring goods or services to a customer before the customer pays consideration or before payment is due, a contract asset is recognised for the earned consideration that is conditional.

ii. Trade receivables

A receivable represents the Company's right to an amount of consideration that is unconditional (i.e., only the passage of time is required before payment of the consideration is due). Refer to accounting policies of financial assets in section (n) Financial Instruments – initial recognition and subsequent measurement.

iii. Contract liabilities (Advance from customers)

A contract liability is the obligation to transfer goods or services to a customer for which the Company has received consideration (or an amount of consideration is due) from the customer. If a customer pays consideration before the Company transfers goods or services to the customer, a contract liability is recognised when the payment is made or the payment is due (whichever is earlier). Contract liabilities are recognised as revenue when the Company performs under the contract.

e. Taxes

Current income tax

Current income tax assets and liabilities are measured at the amount expected to be recovered from or paid to the taxation authorities. The tax rates and tax laws used to compute the amount are those that are enacted or substantively enacted, at the reporting date.

Current income tax relating to items recognised outside profit or loss is recognised either in other comprehensive income or in equity. Current tax items are recognised in correlation to the underlying transaction either in OCI or directly in equity. Management periodically evaluates the positions taken in the tax returns with respect to situations in which applicable tax regulations are subject to interpretation and establishes provisions where appropriate.

Deferred tax

Deferred tax is provided using the balance sheet method on temporary differences between the tax bases of assets and liabilities and their carrying amounts for financial reporting purposes at the reporting date.

Deferred tax assets are recognised for all deductible temporary differences, the carry forward of unused tax credits and any unused tax losses. Deferred tax assets are recognised to the extent that it is probable that taxable profit will be available against which the deductible temporary differences, and the carry forward of unused tax credits and unused tax losses can be utilised, except when the deferred tax asset relating to the deductible temporary difference arises from the initial recognition of an asset or liability in a transaction that is not a business combination and, at the time of the transaction, affects neither the accounting profit nor taxable profit or loss. The carrying amount of deferred tax assets is reviewed at each reporting date and reduced to the extent that it is no longer probable that sufficient taxable profit will be available to allow all or part of the deferred tax asset to be utilised.



Suzlon Gujarat Wind Park Limited

Notes to financial statements for the year ended March 31, 2021

All amounts in ₹ Crore, unless otherwise stated

Unrecognised deferred tax assets are re-assessed at each reporting date and are recognised to the extent that it has become probable that future taxable profits will allow the deferred tax asset to be recovered.

Deferred tax liabilities are recognised for all taxable temporary differences, except when the deferred tax liability arises from the initial recognition of goodwill or an asset or liability in a transaction that is not a business combination and, at the time of the transaction, affects neither the accounting profit nor taxable profit or loss.

Deferred tax assets and liabilities are measured at the tax rates that are expected to apply in the year when the asset is realised or the liability is settled, based on tax rates (and tax laws) that have been enacted or substantively enacted at the reporting date.

Deferred tax relating to items recognised outside profit or loss is recognised outside profit or loss (either in other comprehensive income or in equity). Deferred tax items are recognised in correlation to the underlying transaction either in OCI or directly in equity.

Deferred tax assets and deferred tax liabilities are offset if a legally enforceable right exists to set off current tax assets against current tax liabilities and the deferred taxes relate to the same taxable entity and the same taxation authority.

f. Property, plant and equipment (PPE)

Property, plant and equipment are stated at cost, net of accumulated depreciation and accumulated impairment loss, if any.

Capital work-in-progress comprises of the cost of PPE that are not yet ready for their intended use as at the balance sheet date. Such cost includes the cost of replacing part of the plant and equipment and borrowing costs for long-term construction projects if the recognition criteria are met. When significant parts of plant and equipment are required to be replaced at intervals, the Company depreciates them separately based on their specific useful lives.

Likewise, when a major inspection is performed, its cost is recognised in the carrying amount of the plant and equipment as a replacement if the recognition criteria are satisfied. All other repair and maintenance costs are recognised in the statement of profit and loss when they are incurred.

Depreciation is calculated on the written down value method ('WDV') based on the useful lives and residual values estimated by the management in accordance with Schedule II to the Companies Act, 2013 as per table given below. The identified components are depreciated separately over their useful lives; the remaining components are depreciated over the life of the principal asset.

Type of asset	Useful lives (years)
Buildings	28 to 58
Plant and machinery	15
Windfarm plant and machinery	22
Computers	3
Office equipment	5
Furniture and fixtures and vehicles	10

Gains or losses arising from de-recognition of fixed assets are measured as the difference between the net disposal proceeds and the carrying amount of the asset on the date of disposal and are recognised in the statement of profit and loss when the asset is derecognised.

The residual values, useful lives and methods of depreciation of property, plant and equipment are reviewed at each financial year end and adjusted prospectively, if appropriate.

g. Intangible assets and goodwill

Intangible assets acquired separately are measured on initial recognition at cost. The cost of intangible assets acquired in a business combination is their fair value at the date of acquisition. Following initial recognition, intangible assets are carried at cost less any accumulated amortisation and accumulated impairment losses, if any.



Intangible assets are amortised over the useful economic life and assessed for impairment whenever there is an indication that the intangible asset may be impaired. The amortisation period and the amortisation method are reviewed at least at the end of each reporting period. Changes in the expected useful life or the expected pattern of consumption of future economic benefits embodied in the asset are considered to modify the amortisation period or method, as appropriate, and are treated as changes in accounting estimates.

Gains or losses arising from de-recognition of an intangible asset are measured as the difference between the net disposal proceeds and the carrying amount of the asset and are recognised in the statement of profit and loss when the asset is derecognised.

h. Borrowing costs

Borrowing cost includes interest and amortisation of ancillary costs incurred in connection with the arrangement of borrowings.

Borrowing costs directly attributable to the acquisition, construction or production of a qualifying asset that necessarily takes a substantial period of time to get ready for its intended use or sale are capitalised as part of the cost of the asset. All other borrowing costs are expensed in the period in which they occur.

i. Leases

Company as a lessee

The Company's lease asset classes primarily consist of leases for land and factory and office buildings. The Company assesses whether a contract contains a lease, at inception of a contract. A contract is, or contains, a lease if the contract conveys the right to control the use of an identified asset for a period of time in exchange for consideration. To assess whether a contract conveys the right to control the use of an identified asset, the Company assesses whether:

- the contract involves the use of an identified asset
- the Company has substantially all of the economic benefits from use of the asset through the period of the lease and
- the Company has the right to direct the use of the asset.

At the date of commencement of the lease, the Company recognizes a right-of-use (ROU) asset and a corresponding lease liability for all lease arrangements in which it is a lessee, except for leases with a term of 12 months or less (short-term leases) and low value leases. For these short-term and low-value leases, the Company recognizes the lease payments as an operating expense on a straight-line basis over the term of the lease.

Certain lease arrangements includes the options to extend or terminate the lease before the end of the lease term. ROU assets and lease liabilities includes these options when it is reasonably certain that they will be exercised. The ROU assets are initially recognized at cost, which comprises the initial amount of the lease liability adjusted for any lease payments made at or prior to the commencement date of the lease plus any initial direct costs less any lease incentives. They are subsequently measured at cost less accumulated depreciation and impairment losses.

ROU assets are depreciated from the commencement date on a straight-line basis over the shorter of the lease term and useful life of the underlying asset. ROU assets are evaluated for recoverability whenever events or changes in circumstances indicate that their carrying amounts may not be recoverable. For the purpose of impairment testing, the recoverable amount (i.e. the higher of the fair value less cost to sell and the value-in-use) is determined on an individual asset basis unless the asset does not generate cash flows that are largely independent of those from other assets. In such cases, the recoverable amount is determined for the Cash Generating Unit (CGU) to which the asset belongs.

The lease liability is initially measured at amortized cost at the present value of the future lease payments. The lease payments are discounted using the interest rate implicit in the lease or, if not readily determinable, using the incremental borrowing rates in the country of domicile of these leases.



Suzlon Gujarat Wind Park Limited

Notes to financial statements for the year ended March 31, 2021

All amounts in ₹ Crore, unless otherwise stated

Lease liabilities are re-measured with a corresponding adjustment to the related ROU asset if the Company changes its assessment of whether it will exercise an extension or a termination option.

Lease liability and ROU assets have been separately presented in the balance sheet and lease payments have been classified as financing cash flows.

Company as a lessor

Leases in which the Company does not transfer substantially all the risks and benefits of ownership of the asset are classified as operating leases. Assets subject to operating leases other than land and building are included in property, plant and equipment. Lease income on an operating lease is recognised in the statement of profit and loss on a straight-line basis over the lease term. Costs, including depreciation, are recognised as an expense in the statement of profit and loss.

j. Impairment of non-financial assets

The Company assesses at each reporting date whether there is an indication that an asset may be impaired. If any indication exists, or when annual impairment testing for an asset is required, the Company estimates the asset's recoverable amount. An asset's recoverable amount is the higher of an asset's or cash-generating unit's ('CGU') net selling price and its value in use. The recoverable amount is determined for an individual asset, unless the asset does not generate cash inflows that are largely independent of those from other assets or groups of assets. Where the carrying amount of an asset or CGU exceeds its recoverable amount, the asset is considered impaired and is written down to its recoverable amount. Impairment losses are recognised in the statement of profit and loss. In assessing value in use, the estimated future cash flows are discounted to their present value using a pre-tax discount rate that reflects current market assessments of the time value of money and the risks specific to the asset. In determining net selling price, recent market transactions are taken into account, if available. If no such transactions can be identified, an appropriate valuation model is used.

After impairment, depreciation is provided on the revised carrying amount of the asset over its remaining useful life.

The impairment loss recognised in prior accounting periods is reversed if there has been a change in estimates of recoverable amount. The carrying value after reversal is not increased beyond the carrying value that would have prevailed by charging usual depreciation if there was no impairment.

k. Inventories

Inventories of raw materials, project materials, stock in trade, work-in-progress and finished goods are valued at the lower of the cost and estimated net realisable value. Cost is determined on a weighted average basis. However, materials and other items held for use in the construction of civil, electrical line and PE facility are not written down below cost; if the finished products in which they will be incorporated are expected to be sold at or above cost.

The cost of work-in-progress and finished goods includes the cost of material, labour and a proportion of overheads. Work-in-progress includes cost of civil, electrical line, installation of WTG's and portion of non-utilised charges paid for capacity allocation, power evacuation infrastructure facilities which are in process as at the balance sheet date. Further, cost incurred for laying external lines at the wind farms is expensed to the extent of Mega Watt (MW) installed as compared to the planned MW for the wind farm site and the balance is carried as work-in-progress.

Stock of land and land lease rights is valued at lower of cost and estimated net realisable value. Cost is determined on specific identification basis. Net realisable value is determined by management using technical estimates.

Net realisable value is the estimated selling price in the ordinary course of business, less estimated costs of completion and estimated costs necessary to make the sale.



l. Provisions

Provisions are recognised when the Company has a present obligation (legal or constructive) as a result of a past events, it is probable that an outflow of resources embodying economic benefits will be required to settle the obligation and a reliable estimate can be made of the amount of the obligation.

If the effect of the time value of money is material, provisions are discounted using a current pre-tax rate that reflects, when appropriate, the risks specific to the liability. When discounting is used, the increase in the provision due to the passage of time is recognised as a finance cost.

m. Retirement and other employee benefits

Retirement benefits in the form of provident fund, employee state insurance and superannuation fund are defined contribution schemes. The Company has no obligation other than the contribution payable to the funds and the contribution payable to fund is recognised as an expense, when an employee renders the related service. If the contribution payable to the scheme for service received before the balance sheet date exceeds the contribution already paid, the deficit payable to the scheme is recognised as a liability after deducting the contribution already paid. If the contribution already paid exceeds the contribution due for services received before the balance sheet date, then excess is recognised as an asset to the extent that the pre-payment will lead to, for example, a reduction in future payment or a cash refund.

Retirement benefits in the form of gratuity is defined benefit obligations and is provided for on the basis of an actuarial valuation, using projected unit credit method as at each balance sheet date.

Re-measurements, comprising of actuarial gains and losses, the effect of the asset ceiling, excluding amounts included in net interest on the net defined benefit liability and the return on plan assets (excluding amounts included in net interest on the net defined benefit liability), are recognised immediately in the balance sheet with a corresponding debit or credit to retained earnings through OCI in the period in which they occur. Re-measurements are not reclassified to statement of profit and loss in subsequent periods.

Net interest is calculated by applying the discount rate to the net defined benefit liability or asset. The Company recognised the following changes in defined benefit obligation as an expense in statement of profit or loss:

- Service cost comprising of current service cost, past service cost gains and loss on entitlements and non-routine settlement.
- Net interest expenses or income.

Short-term compensated absences are provided based on estimates. Long term compensated absences and other long-term employee benefits are provided for on the basis of an actuarial valuation, using projected unit credit method, as at each balance sheet date. The entire leave is presented as a current liability in the balance sheet, since the Company does not have an unconditional right to defer its settlement for 12 months after the reporting date.

n. Financial instruments

A financial instrument is any contract that gives rise to a financial asset of one entity and a financial liability or equity instrument of another entity.

Financial assets

Initial recognition and measurement

All financial assets are recognised initially at fair value plus, in the case of financial assets not recorded at fair value through profit or loss, transaction costs that are attributable to the acquisition of the financial asset.



Suzlon Gujarat Wind Park Limited

Notes to financial statements for the year ended March 31, 2021

All amounts in ₹ Crore, unless otherwise stated

Subsequent measurement

For purposes of subsequent measurement, financial assets are classified in four categories:

- Debt instruments at amortised cost
- Debt instruments at fair value through other comprehensive income (FVTOCI)
- Debt instruments, derivatives and equity instruments at fair value through profit or loss (FVTPL)
- Equity instruments measured at fair value through other comprehensive income (FVTOCI)

Debt instruments at amortised cost

A 'debt instrument' is measured at the amortised cost if both the following conditions are met:

- a. The asset is held within a business model whose objective is to hold assets for collecting contractual cash flows, and
- b. Contractual terms of the asset give rise on specified dates to cash flows that are solely payments of principal and interest (SPPI) on the principal amount outstanding.

After initial measurement, such financial assets are subsequently measured at amortised cost using the effective interest rate (EIR) method. Amortised cost is calculated by taking into account any discount or premium on acquisition and fees or costs that are an integral part of the EIR. The EIR amortisation is included in other income in the statement of profit and loss. The losses arising from impairment are recognised in the statement of profit and loss. This category generally applies to trade and other receivables.

Debt instrument at FVTOCI

A 'debt instrument' is classified as at the FVTOCI if both of the following criteria are met:

- a. The objective of the business model is achieved both by collecting contractual cash flows and selling the financial assets, and
- b. The asset's contractual cash flows represent SPPI.

Debt instruments included within the FVTOCI category are measured initially as well as at each reporting date at fair value. Fair value movements are recognised in the other comprehensive income (OCI). However, the Company recognizes interest income, impairment losses & reversals and foreign exchange gain or loss in the P&L. On de-recognition of the asset, cumulative gain or loss previously recognised in OCI is reclassified from the equity to P&L. Interest earned whilst holding FVTOCI debt instrument is reported as interest income using the EIR method. The Company has not designated any financial asset as at FVTOCI.

Debt instrument at FVTPL

FVTPL is a residual category for debt instruments. Any debt instrument, which does not meet the criteria for categorization as at amortized cost or as FVTOCI, is classified as at FVTPL.

In addition, the Company may elect to designate a debt instrument, which otherwise meets amortized cost or FVTOCI criteria, as at FVTPL. However, such election is allowed only if doing so reduces or eliminates a measurement or recognition inconsistency (referred to as 'accounting mismatch').

Debt instruments included within the FVTPL category are measured at fair value with all changes recognised in the P&L.

Equity investments

All equity investments in scope of Ind AS 109 are measured at fair value. Equity instruments which are held for trading and contingent consideration recognised by an acquirer in a business combination to which Ind AS 103 applies are classified as at FVTPL.



Suzlon Gujarat Wind Park Limited

Notes to financial statements for the year ended March 31, 2021

All amounts in ₹ Crore, unless otherwise stated

For all other equity instruments, the Company may make an irrevocable election to present in other comprehensive income subsequent changes in the fair value. The Company makes such election on an instrument by- instrument basis. The classification is made on initial recognition and is irrevocable.

If the Company decides to classify an equity instrument as at FVTOCI, then all fair value changes on the instrument, excluding dividends, are recognised in the OCI. There is no recycling of the amounts from OCI to P&L, even on sale of investment. However, the Company may transfer the cumulative gain or loss within equity. The Company has not designated any equity instrument as at FVTOCI.

Equity instruments included within the FVTPL category are measured at fair value with all changes recognised in the P&L.

De-recognition

A financial asset (or, where applicable, a part of a financial asset or part of a group of similar financial assets) is primarily derecognised (i.e. removed from the balance sheet) when:

- The rights to receive cash flows from the asset have expired, or
- The Company has transferred its rights to receive cash flows from the asset or has assumed an obligation to pay the received cash flows in full without material delay to a third party under a 'pass-through' arrangement; and either:
 - a. the Company has transferred substantially all the risks and rewards of the asset, or
 - b. the Company has neither transferred nor retained substantially all the risks and rewards of the asset, but has transferred control of the asset.

When the Company has transferred its rights to receive cash flows from an asset or has entered into a pass-through arrangement, it evaluates if and to what extent it has retained the risks and rewards of ownership. When it has neither transferred nor retained substantially all of the risks and rewards of the asset, nor transferred control of the asset, the Company continues to recognise the transferred asset to the extent of the Company's continuing involvement. In that case, the Company also recognises an associated liability. The transferred asset and the associated liability are measured on a basis that reflects the rights and obligations that the Company has retained.

Continuing involvement that takes the form of a guarantee over the transferred asset is measured at the lower of the original carrying amount of the asset and the maximum amount of consideration that the Company could be required to repay.

Impairment of financial assets

In accordance with Ind AS 109, the Company applies expected credit loss (ECL) model for measurement and recognition of impairment loss on the following financial assets and credit risk exposure:

- Financial assets that are debt instruments, and are measured at amortised cost e.g., loans, debt securities, deposits, trade receivables and bank balance
- Financial assets that are debt instruments and are measured as at FVTOCI
- Trade receivables or any contractual right to receive cash or another financial asset that result from transactions that are within the scope of Ind AS 115
- Loan commitments which are not measured as at FVTPL
- Financial guarantee contracts which are not measured as at FVTPL

The Company follows 'simplified approach' for recognition of impairment loss allowance on trade receivables or contract revenue receivables. The application of simplified approach does not require the Company to track changes in credit risk. Rather, it recognises impairment loss allowance based on lifetime ECLs at each reporting date, right from its initial recognition. For determination of ECL on trade receivable, the Company considers the impact of net credit risk exposure on trade receivable after factoring the payables if any by the ultimate parent, parent and fellow subsidiaries.



Suzlon Gujarat Wind Park Limited

Notes to financial statements for the year ended March 31, 2021

All amounts in ₹ Crore, unless otherwise stated

For recognition of impairment loss on other financial assets and risk exposure, the Company determines that whether there has been a significant increase in the credit risk since initial recognition. If credit risk has not increased significantly, 12 month ECL is used to provide for impairment loss. However, if credit risk has increased significantly, lifetime ECL is used. If, in a subsequent period, credit quality of the instrument improves such that there is no longer a significant increase in credit risk since initial recognition, then the entity reverts to recognising impairment loss allowance based on 12 month ECL.

Lifetime ECL are the expected credit losses resulting from all possible default events over the expected life of a financial instrument. The 12 month ECL is a portion of the lifetime ECL which results from default events that are possible within 12 months after the reporting date.

ECL is the difference between all contractual cash flows that are due to the Company in accordance with the contract and all the cash flows that the entity expects to receive (i.e., all cash shortfalls), discounted at the original EIR. When estimating the cash flows, an entity is required to consider:

- All contractual terms of the financial instrument (including prepayment, extension, call and similar options) over the expected life of the financial instrument. However, in rare cases when the expected life of the financial instrument cannot be estimated reliably, then the entity is required to use the remaining contractual term of the financial instrument.
- Trade receivables do not carry any interest and are stated at their nominal value as reduced by appropriate allowances for estimated irrecoverable amounts. Estimated irrecoverable amounts are based on the ageing of the receivables balance and historical experience. Individual trade receivables are written off when management deems them not to be collectible.

ECL impairment loss allowance (or reversal) recognised during the period is recognised as income/expense in the statement of profit and loss. This amount is reflected under the head 'other expenses' in the profit and loss. The balance sheet presentation for various financial instruments is described below:

- *Financial assets measured as at amortised cost and contractual revenue receivables:* ECL is presented as an allowance, i.e., as an integral part of the measurement of those assets in the balance sheet. The allowance reduces the net carrying amount. Until the asset meets write-off criteria, the Company does not reduce impairment allowance from the gross carrying amount.
- *Loan commitments and financial guarantee contracts:* ECL is presented as a provision in the balance sheet, i.e. as a liability.
- *Debt instruments measured at FVTOCI:* Since financial assets are already reflected at fair value, impairment allowance is not further reduced from its value. Rather, ECL amount is presented as accumulated impairment amount' in the OCI.

For assessing increase in credit risk and impairment loss, the Company combines financial instruments on the basis of shared credit risk characteristics with the objective of facilitating an analysis that is designed to enable significant increases in credit risk to be identified on a timely basis.

Financial liabilities

Initial recognition and measurement

Financial liabilities are classified, at initial recognition, as financial liabilities at fair value through profit or loss, at fair value through other equity, loans and borrowings, payables, or as derivatives designated as hedging instruments in an effective hedge, as appropriate. In case of extinguishment of financial liabilities with ultimate parent or of restructuring of the existing debt and financial liabilities of Lenders wherein the Lenders of the Company have potential exercisable participative rights pre and post restructuring, the resultant gain or loss arising on extinguishment of the existing debt with restructured debt shall be recognised to other equity.

All financial liabilities are recognised initially at fair value and, in the case of loans and borrowings and payables, net of directly attributable transaction costs.

The Company's financial liabilities include trade and other payables, loans and borrowings including bank overdrafts, financial guarantee contracts and derivative financial instruments.



Subsequent measurement

The measurement of financial liabilities depends on their classification, as described below:

Financial liabilities at fair value through profit or loss

Financial liabilities at fair value through profit or loss include financial liabilities held for trading and financial liabilities designated upon initial recognition as at fair value through profit or loss. Financial liabilities are classified as held for trading if they are incurred for the purpose of repurchasing in the near term. This category also includes derivative financial instruments entered into by the Company that are not designated as hedging instruments in hedge relationships as defined by Ind AS 109. Separated embedded derivatives are also classified as held for trading unless they are designated as effective hedging instruments.

Gains or losses on liabilities held for trading are recognised in the profit or loss.

Financial liabilities designated upon initial recognition at fair value through profit or loss are designated as such at the initial date of recognition, and only if the criteria in Ind AS 109 are satisfied. For liabilities designated as FVTPL, fair value gains/ losses attributable to changes in own credit risk are recognised in OCI. These gains/ loss are not subsequently transferred to P&L. However, the Company may transfer the cumulative gain or loss within equity. All other changes in fair value of such liability are recognised in the statement of profit or loss. The Company has not designated any financial liability as at fair value through profit and loss.

Loans and borrowings

This is the category most relevant to the Company. After initial recognition, interest-bearing loans and borrowings are subsequently measured at amortised cost using the EIR method. Gains and losses are recognised in profit or loss when the liabilities are derecognised as well as through the EIR amortisation process.

Amortised cost is calculated by taking into account any discount or premium on acquisition and fees or costs that are an integral part of the EIR. The EIR amortisation is included as finance costs in the statement of profit and loss.

This category generally applies to borrowings.

Financial guarantee contracts

Financial guarantee contracts issued by the Company are those contracts that require a payment to be made to reimburse the holder for a loss it incurs because the specified debtor fails to make a payment when due in accordance with the terms of a debt instrument. Financial guarantee contracts are recognised initially as a liability at fair value, adjusted for transaction costs that are directly attributable to the issuance of the guarantee. Subsequently, the liability is measured at the higher of the amount of loss allowance determined as per impairment requirements of Ind AS 109 and the amount recognised less cumulative amortisation.

The Company on a contract by contract basis, elects to account for financial guarantee contracts, as a financial instrument or as an insurance contract, as specified in Ind AS 109 of Financial Instrument and Ind AS 104 on Insurance Contracts. For insurance contract, the Company performs a liability adequacy test (i.e. assesses the likelihood of any pay-out based on current discontinued estimates of future cash flows), and any deficiency is recognised in statement of profit and loss.

De-recognition

A financial liability is derecognised when the obligation under the liability is discharged or cancelled or expires. When an existing financial liability is replaced by another from the same lender on substantially different terms, or the terms of an existing liability are substantially modified, such an exchange or modification is treated as the de recognition of the original liability and the recognition of a new liability. The difference in the respective carrying amounts is recognised in the statement of profit and loss.

[THIS PLACE IS INTENTIONALLY LEFT BLANK]



Reclassification of financial assets and liabilities

The Company determines classification of financial assets and liabilities on initial recognition. After initial recognition, no reclassification is made for financial assets which are equity instruments and financial liabilities. For financial assets which are debt instruments, a reclassification is made only if there is a change in the business model for managing those assets. Changes to the business model are expected to be infrequent. The Company's senior management determines change in the business model as a result of external or internal changes which are significant to the Company's operations. Such changes are evident to external parties. A change in the business model occurs when the Company either begins or ceases to perform an activity that is significant to its operations. If the Company reclassifies financial assets, it applies the reclassification prospectively from the reclassification date which is the first day of the immediately next reporting period following the change in business model. The Company does not restate any previously recognised gains, losses (including impairment gains or losses) or interest.

Offsetting of financial instruments

Financial assets and financial liabilities are offset and the net amount is reported in the balance sheet if there is a currently enforceable legal right to offset the recognised amounts and there is an intention to settle on a net basis, to realise the assets and settle the liabilities simultaneously..

o. Earnings/ (loss) per share

Basic earnings/ (loss) per share are calculated by dividing the net profit/ (loss) for the period attributable to equity shareholders (after deducting preference dividends and attributable taxes) by the weighted average number of equity shares outstanding during the period. The weighted average number of equity shares outstanding during the period are adjusted for any bonus shares issued during the year and also after the balance sheet date but before the date the financial statements are approved by the board of directors. For the purpose of calculating diluted earnings/ (loss) per share, the net profit/ (loss) for the period attributable to equity shareholders and the weighted average number of shares outstanding during the period are adjusted for the effects of all dilutive potential equity shares.

The number of equity shares and potentially dilutive equity shares are adjusted for bonus shares as appropriate. The dilutive potential equity shares are adjusted for the proceeds receivable, had the shares been issued at fair value. Dilutive potential equity shares are deemed converted as of the beginning of the period, unless issued at a later date.

p. Cash and cash equivalents

Cash and cash equivalents in the balance sheet comprise cash at banks and in hand and short-term deposits with an original maturity of three months or less, which are subject to an insignificant risk of changes in value.

q. Contingent liabilities

A contingent liability is a possible obligation that arises from past events and whose existence will be confirmed only by the occurrence or non-occurrence of one or more uncertain future events not wholly within the control of the entity or a present obligation that arises from past events but is not recognised because it is not probable that an outflow of resource embodying economic benefit will be required to settle the obligation or the amount of the obligation cannot be measured with sufficient reliability.

The Company does not recognise a contingent liability but discloses it as per Ind AS 37 Provisions, Contingent Liabilities and Contingent Assets in the financial statements unless the possibility of an outflow of resources embodying economic benefit is remote.

2.4 Changes in accounting policies and disclosure

Few amendments apply for the first time for the year ended March 31, 2021, but do not have an impact on the financial statements of the Company. The Company has not early adopted any standards, amendments that have been issued but are not yet effective/ notified.



2.5 Estimation of uncertainties relating to the global health pandemic from COVID-19:

- a. In March 2020, the World Health Organization declared a global pandemic due to the novel coronavirus (COVID-19). This pandemic has resulted in possible future uncertainties in the global economic conditions. The Company has considered the possible effects that may result from the pandemic relating to COVID-19 on the carrying amounts of property, plant and equipment, inventories, receivables, other assets and liabilities. In developing the assumptions relating to the possible future uncertainties in the global economic conditions because of this pandemic and impact of the same on future performance, the Company has used available information from internal and external sources including likely impact on the industry. The Company based on the current estimates, expects the carrying amount of these assets will be recovered. The impact of COVID-19 on the Company's financial statements may differ from that estimated as at the date of approval of these financial statements. However, the Company believes that the difference should not be significant.
- b. The Company's ability to generate sufficient cash flows to meet its financial obligations in the foreseeable future could be impacted by the undetermined circumstances arising from the pandemic.

3. Significant accounting judgements, estimates and assumptions

The preparation of the Company's financial statements requires management to make judgements, estimates and assumptions that affect the reported amounts of revenues, expenses, assets and liabilities, and the accompanying disclosures, and the disclosure of contingent liabilities. Uncertainty about these assumptions and estimates could result in outcomes that require a material adjustment to the carrying amount of assets or liabilities affected in future periods.

a. Significant judgements in applying the Company's accounting policy

In the process of applying the Company's accounting policies, management has made the following judgements, which have the most significant effect on the amounts recognised in the financial statements:

Revenue from contract with customers

The Company applied the following judgements that significantly affect the determination of the amount and timing of revenue from contracts with customers:

• Identifying performance obligations

The Company is primarily engaged in project execution activities consisting of sale/lease of land, civil work, electrical work, power evacuation, erection and commissioning of WTGs. The Company determined that each of the activity can be performed distinctly on a stand-alone basis which indicates that the customer can benefit from respective performance obligations on their own. Further, the Company chose output method for measuring the progress of performance obligation.

b. Significant accounting estimates and assumptions

The key assumptions concerning the future and other key sources of estimation uncertainty at the reporting date, that have a significant risk of causing a material adjustment to the carrying amounts of assets and liabilities within the next financial year, are described below. Uncertainty about these assumption and estimates could result in outcomes that require a material adjustment to the carrying amount of assets or liabilities affected in future periods.

Allowance for trade receivables

Trade receivables do not carry any interest and are stated at their normal value as reduced by appropriate allowances for estimated irrecoverable amounts. The Company recognises impairment loss allowance based on lifetime ECLs at each reporting date, right from its initial recognition. For recognition of impairment loss on other financial assets and risk exposure, the Company determines that whether there has been a significant increase in the credit risk since initial recognition. The carrying value of allowance for doubtful debts is ₹ 61.25 Crore as at March 31, 2021 (previous year: ₹ 16.78 Crore), refer Note 9.



Taxes

Deferred tax assets are recognised for all unused tax losses to the extent that it is probable that taxable profit will be available against which the losses can be utilised. Significant management judgement is required to determine the amount of deferred tax assets that can be recognised, based upon the likely timing and the level of future taxable profits; future tax planning strategies. The Company has unabsorbed depreciation which can be carried forward indefinitely and unabsorbed business losses details which can be carried forward for 8 years, refer Note 27. Majority of business losses will expire in between March 2026 to March 2029. As there are not certain taxable temporary differences or tax planning operations, the Company has not recognised deferred tax assets on conservative basis.

Defined benefit plans (gratuity benefits)

The cost of the defined benefit gratuity plan and the present value of the gratuity obligation are determined using actuarial valuations. An actuarial valuation involves making various assumptions that may differ from actual developments in the future. These include the determination of the discount rate, future salary increases and mortality rates. Due to the complexities involved in the valuation and its long-term nature, a defined benefit obligation is highly sensitive to changes in these assumptions. All assumptions are reviewed at each reporting date.

The parameter most subject to change is the discount rate. In determining the appropriate discount rate for plans operated, the management considers the interest rates of government bonds in currencies consistent with the currencies of the post-employment benefit obligation.

The estimates of future salary increases take into account the inflation, seniority, promotion and other relevant factors.

Further details about gratuity obligations are given in Note 29.

Fair value measurement of financial instruments

When the fair values of financial assets and financial liabilities recorded in the balance sheet cannot be measured based on quoted prices in active markets, their fair value is measured using valuation techniques including the DCF model. The inputs to these models are taken from observable markets where possible, but where this is not feasible, a degree of judgement is required in establishing fair values. Judgements include considerations of inputs such as liquidity risk, credit risk and volatility. Changes in assumptions about these factors could affect the reported fair value of financial instruments. See Note 35.

Property, plant and equipment

Refer Note 2.3(f) for the estimated useful life of property, plant and equipment. The carrying value of property, plant and equipment has been disclosed in Note 6.

4. Debt Resolution Plan approval

On June 30, 2020 ('Effective Date'), the Company along with its ultimate parent company Suzlon Energy Limited ('SEL'), parent company Suzlon Power Infrastructure Limited ('SPIL') and SELs identified domestic subsidiary Suzlon Global Services Limited ('SGSL') and a joint venture Suzlon Generators Limited ('SGL') collectively referred to as the 'Borrowers' or 'STG' and individually as the 'Borrower', implemented a resolution plan for restructuring of the debt of STG formulated under the Reserve Bank of India (Prudential Framework for Resolution of Stressed Assets) Directions, 2019 issued by Reserve Bank of India vide its circular dated June 7, 2019 ('the RBI Circular' / "Regulatory Framework").

Refer Note 16(a) for key features of the Resolution Plan.

[THIS PLACE IS INTENTIONALLY LEFT BLANK]



Suzlon Gujarat Wind Park Limited

Notes to financial statements for the year ended March 31, 2021

All amounts in ₹ Crore, unless otherwise stated

5. Proposed demerger

The Board of Directors of the Company, at its meeting held on February 03, 2021 has approved the Scheme of Arrangement involving transfer and vesting of Project Execution Business ('Demerged Undertaking I') and Power Evacuation Business ('Demerged Undertaking II') ('Scheme') of the Company into Suzlon Global Services Limited ('SGSL'). The proposed Scheme is filed with the Honourable National Company Law Tribunal, Ahmedabad Bench ('NCLT') for approval. The amalgamation shall be in accordance with the provisions of Section 230 to 232 and other applicable provisions of the Companies Act, 2013 and the Rules made thereunder. The Demerger of the Project Execution Business and Power Evacuation Business of the Company with SGSL is proposed from the appointed date of April 02, 2020.

Pursuant to the Scheme becoming effective, the Company shall account for Demerger of Demerged Undertaking I and Demerged Undertaking II as per the applicable accounting principles prescribed under relevant Indian Accounting Standards (Ind AS). It would inter alia include the following:

- The Company shall in its books of accounts, reduce the respective carrying values of the assets and liabilities of the Demerged Undertaking I and Demerged Undertaking II being transferred to and vested in SGSL at values appearing in Books of Account of the Company as on the Appointed Date.
- The aggregate of the net assets (i.e. difference between the carrying value of assets and liabilities related to Demerged Undertaking I and Demerged Undertaking II) standing in the books of accounts of the Company transferred to SGSL on the Appointed Date, shall be adjusted against the balance in retained earnings of the Company.

Pending approvals, the effect of the Scheme has not been considered in the financial statements of the Company for the year ended March 31, 2021.

6. Property, plant and equipment ('PPE')

Particulars	Gross block				Accumulated depreciation				Net block	
	As at April 01, 2020	Additions	Deduction/ adjustments	As at March 31, 2021	As at April 01, 2020	Charge for the year	Deduction/ adjustments	As at March 31, 2021	As at March 31, 2021	
Freehold land	22.27	-	0.07	22.20	-	-	-	-	22.20	
Buildings	5.75	0.30	0.02	6.03	4.29	1.09	0.02	5.36	0.67	
Plant and machinery	4.61	-	-	4.61	2.66	0.34	-	3.00	1.61	
Windfarm plant and machinery	14.22	-	-	14.22	5.75	1.79	-	7.54	6.68	
Computer and office equipments	5.83	0.03	-	5.86	4.71	0.33	-	5.04	0.82	
Furniture and fixtures	1.45	-	-	1.45	0.97	0.10	-	1.07	0.38	
Vehicles	0.74	-	0.02	0.72	0.52	0.05	0.01	0.56	0.16	
Total	54.87	0.33	0.11	55.09	18.90	3.70	0.03	22.57	32.52	

Particulars	Gross block				Accumulated depreciation				Net block	
	As at April 01, 2019	Additions	Deduction/ adjustments	As at March 31, 2020	As at April 01, 2019	Charge for the year	Deduction/ adjustments	As at March 31, 2020	As at March 31, 2020	
Freehold land	22.48	-	0.21	22.27	-	-	0.00*	-	22.27	
Buildings	6.23	0.68	1.16	5.75	4.46	0.66	0.83	4.29	1.46	
Plant and machinery	5.21	0.00*	0.60	4.61	2.55	0.49	0.38	2.66	1.95	
Windfarm plant and machinery	14.22	-	-	14.22	3.38	2.36	-	5.75	8.47	
Computer and office equipments	5.68	0.13	(0.02)	5.83	4.11	0.56	(0.04)	4.71	1.12	
Furniture and fixtures	1.81	0.04	0.40	1.45	1.08	0.17	0.28	0.97	0.48	
Vehicles	0.64	-	(0.10)	0.74	0.31	0.08	(0.13)	0.52	0.22	
Total	56.27	0.85	2.25	54.87	15.90	4.32	1.32	18.90	35.97	



Suzlon Gujarat Wind Park Limited

Notes to financial statements for the year ended March 31, 2021

All amounts in ₹ Crore, unless otherwise stated

- Out of total freehold land of ₹ 22.20 Crore (previous year: ₹ 22.27 Crore), land of ₹ 4.43 Crore (previous year: ₹ 4.43 Crore) has been leased out to lessees for installation of wind turbine generators.
- For contractual commitment with respect to property, plant & equipment refer Note 31.
- For details of property, plant and equipment given as security to Lenders refer Note 16(d).

7. Goodwill

Particulars	Gross block			Accumulated depreciation			Net block	
	As at April 01, 2020	Additions	Deduction/ adjustments	As at March 31, 2021	As at April 01, 2020	Charge for the year	As at March 31, 2021	As at March 31, 2021
Goodwill	1.29	-	-	1.29	1.29	-	1.29	-
Total	1.29	-	-	1.29	1.29	-	1.29	-

Particulars	Gross block			Accumulated depreciation			Net block	
	As at April 01, 2019	Additions	Deduction/ adjustments	As at March 31, 2020	As at April 01, 2019	Charge for the year	As at March 31, 2020	As at March 31, 2020
Goodwill	1.29	-	-	1.29	-	1.29	1.29	-
Total	1.29	-	-	1.29	-	1.29	1.29	-

8. Investments

Non-current investments comprise of Government or trust securities (unquoted) of ₹ 0.01 Crore (previous year: ₹ 0.01 Crore).

9. Trade receivables

Non-current

	March 31, 2021	March 31, 2020
Credit impaired	56.38	11.94
Less : Allowance for doubtful debts	(56.38)	(11.94)
Total	-	-

Current

	March 31, 2021	March 31, 2020
Unsecured, considered good	354.73	484.26
Less : Impairment allowance	(4.87)	(4.84)
Total	349.86	479.42

No trade or other receivable are due from directors or other officers of the company either severally or jointly with any other person, nor any trade or other receivables are due from firms or private companies respectively in which any director is a partner, a director or a member.

For details of receivable given as security to Lenders refer Note 16(d).

The movement in impairment allowance as per ECL model is as under:

	March 31, 2021	March 31, 2020
Balance as at the beginning of the year	4.84	4.84
Impairment allowance during the year	0.03	0.00*
Balance as at the end of the year	4.87	4.84



Suzlon Gujarat Wind Park Limited

Notes to financial statements for the year ended March 31, 2021

All amounts in ₹ Crore, unless otherwise stated

10. Other financial assets

	March 31, 2021	March 31, 2020
Non-current		
Bank balances #	20.11	-
Security deposits (unsecured, considered good)	1.96	13.39
Total	22.07	13.39
Current		
Income accrued and due	1.58	4.24
Security deposits (unsecured, considered good)	11.27	-
Interest accrued on deposits, loans and advances	0.17	-
Other receivable	3.04	-
Total	16.06	4.24

Bank balances represents margin money deposits, which are subject to first charge towards non-fund based facilities from Lenders.

All the financial assets are disclosed at amortised cost. For details of financial assets given as security to Lenders refer Note 16(d).

11. Other assets

	March 31, 2021	March 31, 2020
Non-current		
Capital advances (unsecured, considered good)	0.07	0.14
Advances recoverable in kind		
Unsecured, considered doubtful	41.61	48.97
Less : Allowance for doubtful debts	(41.61)	(48.97)
	-	-
Advance income tax (net of provisions)	1.52	1.38
Total	1.59	1.52
Current		
Advances recoverable in kind (unsecured, considered good)	314.05	401.27
Advances to employees	0.04	0.16
Prepaid expenses	1.78	1.13
Balances with government authorities	116.70	99.44
Others	0.16	-
Total	432.73	502.00


For details of other assets given as security to Lenders refer Note 16(d).

12. Inventories (valued at lower of cost and net realisable value)

	March 31, 2021	March 31, 2020
Raw materials [including goods-in-transit of ₹ 0.01 Crore (previous year: ₹ 0.00* Crore)]	119.82	59.09
Work-in-progress	152.35	88.28
Finished goods	4.71	5.03
Land and lease rights	106.60	109.35
Total	383.48	261.75

* Less than ₹ 0.01 Crore.

For details of inventories given as security to Lenders refer Note 16(d).



Suzlon Gujarat Wind Park Limited

Notes to financial statements for the year ended March 31, 2021

All amounts in ₹ Crore, unless otherwise stated

13. Cash and cash equivalent

	March 31, 2021	March 31, 2020
Balances with banks	13.01	0.33
Cash on hand	0.44	0.53
Total	13.45	0.86

There are no restrictions with regard to cash and cash equivalent as the end of the financial year and previous year.

14. Equity share capital

	March 31, 2021	March 31, 2020
Authorised share capital		
1,250,000,000 (previous year: 1,250,000,000) equity shares of ₹ 10/- each.	1,250.00	1,250.00
20,000,000 (previous year: 20,000,000) preference shares of ₹ 100/- each	200.00	200.00
	1,450.00	1,450.00
Issued, subscribed and paid up capital		
1,245,915,359 (previous year: 1,245,915,359) equity shares of ₹ 10/- each	1,245.92	1,245.92
	1,245.92	1,245.92

a. Reconciliation of the shares outstanding at the beginning and at the end of the financial year

Particulars	March 31, 2021		March 31, 2020	
	Number of shares (Crore)	₹ in Crore	Number of shares (Crore)	₹ in Crore
At the beginning of the year	124.59	1,245.92	124.59	1,245.92
Issued during the year	-	-	-	-
Outstanding at the end of the year	124.59	1,245.92	124.59	1,245.92

b. Terms/ rights attached to equity shares

The Company has only one class of equity shares having par value of ₹ 10 per share. Each holder of equity shares is entitled to one vote per share. The Company declares and pays dividends in Indian Rupees. The dividend proposed by the Board of Directors is subject to the approval of the shareholders in the ensuing Annual General Meeting.

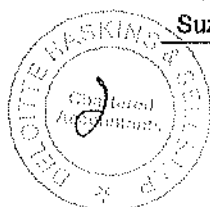
In the event of liquidation of the Company, the holders of equity shares will be entitled to receive remaining assets of the company, after distribution of all preferential amounts. The distribution will be in proportion to the number of equity shares held by the shareholders.

c. Shares held by holding company

Out of equity shares issued by the Company, shares held by its holding Company is 1,245,915,359 (previous year: 1,245,915,359) equity shares of ₹ 10 each fully paid aggregating to ₹ 1,245.92 Crore (previous year: ₹ 1,245.92 Crore).

d. Details of shareholders holding more than 5% equity shares in the Company:

Name of the shareholder	March 31, 2021		March 31, 2020	
	Number of shares (Crore)	% holding	Number of shares (Crore)	% holding
Equity shares of ₹ 10 each fully paid				
Suzlon Power Infrastructure Limited, holding company	124.59	100%	124.59	100%



Suzlon Gujarat Wind Park Limited

Notes to financial statements for the year ended March 31, 2021

All amounts in ₹ Crore, unless otherwise stated

The shareholding includes 20,00,000 shares which were acquired by Suzlon Power Infrastructure Limited vide Share Purchase Agreement dated March 29, 2016, from Suzlon Energy Limited and has duly discharged the consideration against such share acquisition. The share certificate with respect to these equity shares are in possession of the Lenders and the procedural formalities endorsement of aforesaid transfer shall be duly completed once the necessary documents are released by the Lenders.

Note: As per records of the Company, including its register of shareholders/ members and other declarations received from shareholders regarding beneficial interest, the above shareholding represents both legal and beneficial ownership of shares.

15. Other equity

Refer statement of changes in equity for detailed movement in equity balance:

	March 31, 2021	March 31, 2020
General reserve	1.41	1.41
Capital contribution (Refer Note 4 and 16)	187.14	-
Retained earnings	(2,824.39)	(2,486.94)
Total	(2,635.84)	(2,485.53)

Nature and purposes of other reserves:

a. General reserve

The Company has transferred a portion of the net profit of the company before declaring dividend or a portion of net profit kept separately for future purpose is disclosed as general reserve.

b. Capital contribution

The resultant gain arising on extinguishment of existing debt and fair value of financial instruments issued as per the terms of Resolution plan is transferred to Capital contribution since the Lenders have potential exercisable participative rights.

16. Borrowings

	March 31, 2021	March 31, 2020
Non-current		
Term loan from banks (secured)	55.70	-
Loans from related party (unsecured)	650.00	650.00
Total	705.70	650.00
Current		
Working capital facilities from banks (secured)	-	201.65
Loans from related party (unsecured)	1,472.16	1,235.06
Total	1,472.16	1,436.71

a. Implementation of Resolution Plan

On June 5, 2020, the Borrowers entered into Framework Restructuring Agreement (FRA) to give effect to the Resolution Plan. On June 30, 2020, the Resolution Plan was implemented upon completion of compliance of all conditions precedent to the satisfaction of the consortium lenders and the Resolution Plan is effective from June 30, 2020 (Effective date).

The existing facilities of STG is restructured in following manner and divided into 3 parts:

Part A – Existing facilities to the extent of ₹ 5,188.41 Crore is restructured as follows:

- Repayment of Rupee Term Loan of ₹ 3,600.00 Crore in 40 structured quarterly instalments commencing from September 2020 to June 2031 at the rate of interest of 9.00% per annum, (RTL-II). The Lenders have restructured RTL of ₹ 3,500.99 Crore in SEL, ₹ 63.69 Crore in the Company and ₹ 35.32 Crore in SPIL,



Notes to financial statements for the year ended March 31, 2021

- ii. Repayment of Rupee Term Loan of SEL under Project Specific Facility ('PSF') of ₹ 261.00 Crore (RTL – III),
- iii. Continuation of existing non-fund based ('NFB') working capital facilities of ₹ 1,300 Crore of STG.

Part C – Existing facilities to the extent of ₹ 4,453.01 Crore is converted into 4,45,301, 0.0001% Unsecured Compulsorily Convertible Preference Shares ('CCPS') of face value of ₹ 100,000 each of SGSIL (subsidiary of SEL) to the Lenders and 99,71,76,872 equity shares of face value of ₹ 2 each of SEL for an aggregated consideration of ₹ 1 per Lender.

- i. Issuance of 49,85,88,439 warrants of SEL to the Lenders as a security towards achieving upgrade of the account on or before March 31, 2022.
- ii. Restructuring of foreign currency convertible bonds (FCCB) with bondholders i.e. roll over / conversion into equity shares of the SEL.
- iii. Waiver of existing defaults, events of defaults and penal interest and charges and waiver of right to recompense in accordance with Master Restructuring Agreement (MRA) dated March 28, 2013.
- iv. Capital raising exercise by way of rights issue / preferential allotment or convertible instruments or unsecured loans from Promoters or Investors of upto ₹ 375 Crore, which was implemented by equity infusion of ₹ 342.16 Crore and issue of compulsory convertible debentures of ₹ 49.98 Crore by promoters and investors in SEL.

Pursuant to the implementation of Resolution Plan, the Existing facilities of the Company has been restructured. The statement of cash flow does not contain certain non-cash movements in the equity, borrowings and financial liabilities pursuant to implementation of the Resolution Plan.

- c. Loans from related parties comprise of Inter Corporate Deposit from the ultimate holding company SEL, which carry interest @ 11% p.a upto June 30, 2020 and 9% p.a. from thereon and used for business operations. As per the terms of the agreement between the Company and SEL, SEL consents that it will not raise any demand on the Company to make any prepayment of the loan up to ₹ 650.00 Crore provided under the agreement during the term up to March 31, 2022.

i. Financial facilities by way of RTL II from Lenders in accordance with Resolution Plan aggregating to ₹ 61.10 Crore of which ₹ 55.70 Crore classified as long-term borrowings and ₹ 5.40 Crore classified as current maturities of long-term borrowings and non-fund based working capital facilities are secured by first pari-passu charge over all current assets of the Company, SEL, SPIL and SGL (except for certain identified assets), first pari-passu charge over all current assets generated under identified orders both present and future, first pari-passu charge over all current assets of SGS L both present and future, first pari-passu charge with new PSF Lenders on current assets generated under identified orders of Borrowers except SGS L in certain scenario, second charge on cash flows of Borrowers except SGS L arising out of identified orders which are funded by new PSF Lenders, first pari-passu charge over all fixed assets of Borrowers whether movable or immovable, first charge over Trust and Retention Account ('TRA'), first charge on DSR Accounts, first pari-passu pledge over 100% of fully paid-up equity capital of the Company and SPIL and 75% of SGL by SEL, first pari-passu pledge over 100% of fully paid-up equity capital of SGS L till conversion of CCPS into equity shares of SGS L, negative lien over the equity shares held by SEL in SE Forge Limited, Non disposal undertaking or pledge over the 100% of the equity share capital of Suzlon Energy Limited, Mauritius ('SELM') and AE Rotor Holding B.V. ('AERH'), first pari-passu pledge over certain equity shares of SEL held by the promoters and other members of the SEL promotor group, brand image of Suzlon, personal guarantee of the chairman and managing director of SEL and corporate guarantee of each Borrower.



[THIS PLACE IS INTENTIONALLY LEFT BLANK]



Suzlon Gujarat Wind Park Limited

Notes to financial statements for the year ended March 31, 2021

All amounts in ₹ Crore, unless otherwise stated

- ii. In case of financial facilities from CDR lenders in accordance with MRA and non-CDR lenders, RTL, FITL aggregating ₹ Nil (previous year: ₹ 53.76 Crore) and ₹ Nil (previous year: ₹ 53.76 Crore) as current maturities of long-term borrowings, fund based working capital facilities of ₹ Nil (previous year: ₹ 201.65 Crore), and non-fund based working capital facilities are secured by first pari passu charge except PFC's FITL I and II on all chargeable present and future tangible / intangible movable assets of each of the Borrowers, first charge on all chargeable present and future immovable assets (excluding the identified properties) of each of the Borrowers, first charge on all present and future chargeable current assets of each of the Borrowers, first charge over Trust and Retention Account ('TRA') and other bank accounts of the Borrowers, pledge of equity shares held by SEL in its identified domestic subsidiaries and a joint venture which are forming part of the Borrowers, negative lien over the equity shares held by SEL in SE Forge Limited, negative lien over the shares of Suzlon Energy Limited, Mauritius ('SELM') and AE Rotor Holding BV held by SEL, pledge of certain equity shares of SEL held by its promoters, personal guarantee of the chairman and managing director of SEL and limited personal guarantee of an erstwhile director of a subsidiary.

e. The details of repayment of long-term borrowings are as follows:

Particulars	Up to 1 year	2 to 5 years	Above 5 years	Total
Secured loans*				
March 31, 2021	5.40	25.95	29.75	61.10
March 31, 2020	53.76	-	-	53.76
Unsecured loans				
March 31, 2021	-	650.00	-	650.00
March 31, 2020	-	650.00	-	650.00
Total				
March 31, 2021	5.40	675.95	29.75	711.10
March 31, 2020	53.76	650.00	-	703.76

* The effective rate of interest on the long-term and short-term borrowing is at 9.00% to p.a. during the year.

- f. The Company has made certain defaults in repayment of financial facilities and payment of interest. There was no continuing default as at March 31, 2021.

Particulars	March 31, 2021		March 31, 2020	
	Amount	Period of delay	Amount	Period of delay
	₹ Crore	in days	₹ Crore	in days
Repayment of term loan	Nil	-	5.76	\$
Repayment of interest and other finance cost	Nil	-	9.31	\$
Repayment of working capital facility	NA	-	168.70	\$

During the year, the Company was having a default for repayment of working capital facility and interest thereon for a period from 1 day to 90 days. On implementation of the Resolution Plan, there is waiver of existing defaults, events of defaults, penal interest and charges and waiver of right to recompense in accordance with MRA dated March 28, 2013.

\$ Continuing default during the year for repayment of term loan, working capital facility and interest thereon for a period from 1 day to 365 days.

17. Other financial liabilities

Non-current

Lease rent payable

Total

March 31, 2021 March 31, 2020

17.83

19.38

17.83

19.38



Suzlon Gujarat Wind Park Limited

Notes to financial statements for the year ended March 31, 2021

All amounts in ₹ Crore, unless otherwise stated

Current

Current maturities of long-term borrowings	5.40	53.76
Interest accrued on borrowings	-	9.31
Other liabilities*	13.58	31.71
Total	18.98	94.78

* Primarily includes incentive and bonus payable.

All the financial liabilities are disclosed at amortised cost.

18. Provisions

Non-current: It consists of provision for employee benefits of ₹ 2.88 Crore (previous year: ₹ 2.34 Crore).

Current: It consists of provision for employee benefits of ₹ 2.40 Crore (previous year: ₹ 2.22 Crore).

19. Trade payables

	March 31, 2021	March 31, 2020
Trade payables to micro enterprises and small enterprises (refer Note below)	10.95	14.79
Trade payables to related parties	15.97	17.61
Trade payables to others	325.85	280.15
Total	352.77	312.55

Details of dues to micro and small enterprises as defined under MSMED Act, 2006

Sr. no.	Particulars	March 31, 2021	March 31, 2020
a.	The principal amount remaining unpaid to any supplier as at the end of the accounting year	10.95	14.79
b.	Interest due thereon remaining unpaid to any supplier as at the end of the accounting year	0.02	0.47
c.	The amount of interest paid along with the amounts of the payment made to the supplier beyond the appointed day.	10.89	16.80
d.	The amount of interest due and payable for the year of delay in making payment but without adding the interest specified under	0.05	0.27
e.	The amount of interest accrued and remaining unpaid at the end of the accounting year	Nil	Nil
f.	The amount of further interest remaining due and payable even in the succeeding years, until such date when the interest dues as above are actually paid	0.07	0.74

The Company has identified small enterprises and micro enterprises, as defined under the MSMED Act, 2006 by requesting confirmation from the vendors through the letters circulated by the Company.

20. Other current liabilities

	March 31, 2021	March 31, 2020
Statutory dues	3.04	2.84
Others*	10.41	8.15
Total	13.45	10.99

* Primarily includes provision for expenses and current portion of lease rent payable.



Suzlon Gujarat Wind Park Limited

Notes to financial statements for the year ended March 31, 2021

All amounts in ₹ Crore, unless otherwise stated

21. Revenue from contract with customers

21.1 Disaggregated revenue information

	March 31, 2021	March 31, 2020
Type of goods and services		
Project execution income	113.80	227.45
Income from land and land development	48.14	21.48
Power evacuation infrastructure facility	1.76	0.89
Sale of goods	1.09	97.03
Power generation income	4.51	5.60
Scrap sales	1.79	4.11
Total	171.09	356.56
Timing of revenue recognition		
Goods transferred at a point in time	21.39	150.28
Services transferred over time	149.70	206.28
Total	171.09	356.56

The above revenue from contracts with customer is received from India.

21.2 Contract balances

	March 31, 2021	March 31, 2020
Trade receivables	349.86	479.42
Contract liabilities	55.72	15.75

Trade receivables are non-interest bearing and are generally on payment terms of 30 to 45 days on completion of contract milestone.

Contract liabilities include advances received to render services.

21.3 Reconciling the amount of revenue recognised in the statement of profit and loss with the contracted price

	March 31, 2021	March 31, 2020
Revenue as per contracted price	171.09	356.56
Less : Variable consideration	-	-
Total	171.09	356.56

21.4 Performance obligation

Project services

Project services includes civil foundation, electrical, installation and commissioning of WTG's. The performance obligation is satisfied over-time and payment is generally due upon completion of milestone as per terms of the contract.

Land revenue

In case of leasehold, the performance obligation is satisfied upon the transfer of leasehold rights to the customers, for outright sale, the performance obligation is satisfied when title of land are transferred to the customers as per the terms of the respective sales order. The performance obligation for land development is satisfied upon rendering of the service as per the terms of the respective sales order.

Power evacuation infrastructure facilities

The performance obligation is satisfied upon commissioning and electrical installation of the Wind Turbine Generator (WTG) and solar park to the said facilities followed by approval for commissioning of WTG from the concerned authorities.



Suzlon Gujarat Wind Park Limited

Notes to financial statements for the year ended March 31, 2021

All amounts in ₹ Crore, unless otherwise stated

22. Other income

Interest income on:

Financial assets measured at amortised cost

on deposits with banks

on other financial assets

Total

March 31, 2021	March 31, 2020
0.19	0.05
0.69	0.05
0.88	0.10

23. Cost of raw materials consumed and services rendered

Consumption of raw materials (including bought out costs)

Opening inventory

Add : Purchases

Less : Closing inventory

Cost of land

Cost of project services and infrastructure development

Cost of raw material consumed/ services rendered

Changes in inventories of work-in-progress and finished goods

Opening inventory

Work-in-progress

Finished goods

Closing inventory

Work-in-progress

Finished goods

Changes in inventory

March 31, 2021	March 31, 2020
59.09	201.02
160.26	22.32
219.35	223.34
119.82	59.09
99.53	164.25
34.40	71.66
118.43	197.66
152.83	269.32
252.36	433.57
88.28	166.76
5.03	30.94
93.31	197.70
152.35	88.28
4.71	5.03
157.06	93.31
(63.75)	104.39

24. Employee benefits expense

Salaries, wages, allowances and bonus

Contribution to provident fund and other funds

Staff welfare expenses

Total

March 31, 2021	March 31, 2020
20.43	29.79
1.73	2.50
1.16	2.56
23.32	34.85

25. Finance costs

Interest expenses on:

Financial liabilities measured at amortised cost

on term loans

on inter corporate deposits

on other financial liabilities

Bank charges

Total

March 31, 2021	March 31, 2020
5.98	6.37
183.18	191.69
8.67	19.40
2.73	4.67
200.56	222.13



Suzlon Gujarat Wind Park Limited

Notes to financial statements for the year ended March 31, 2021

All amounts in ₹ Crore, unless otherwise stated

26. Other expenses

	March 31, 2021	March 31, 2020
Site expenses	14.06	9.95
Repairs and maintenance:		
Plant and machinery	0.00*	0.02
Others	0.40	0.79
Rent (refer Note 30)	3.32	6.33
Rates and taxes	2.04	0.53
Insurance	1.62	0.21
Travelling, conveyance and vehicle expenses	3.61	6.53
Communication expenses	0.17	0.70
Auditors' remuneration and expenses (refer details below)	0.25	0.20
Consultancy charges	2.30	3.14
CSR, charity and donations	0.33	0.11
Security expenses	2.27	5.49
Miscellaneous expenses	20.24	2.09
Exchange differences, net	0.26	0.44
Bad debts written off	0.64	0.00*
Impairment allowance	0.03	0.00*
Allowance for doubtful debts and advances, net	42.58	22.64
Loss/ (gain) on disposal of property, plant and equipment, net	(0.04)	0.55
Total	94.08	59.72

Note: Payment to auditors

	March 31, 2021	March 31, 2020
As auditor:		
Statutory audit fees	0.20	0.20
Certification and other advisory services	0.04	-
Reimbursement of out of pocket expenses	0.01	-
Total	0.25	0.20

* Less than ₹ 0.01 Crore.

27. Income tax

- As the Company has tax losses, there is no income tax expense to statement of profit and loss for the year ended March 31, 2021 and March 31, 2020.
- Reconciliation of tax expense and the accounting profit multiplied by India's domestic tax rate for March 31, 2021 and March 31, 2020:

	March 31, 2021	March 31, 2020
Accounting loss before income tax	(337.44)	(501.81)
Enacted tax rates in India	34.94%	34.94%
Computed tax expense	(117.92)	(175.33)
Non-deductible expenses for tax purposes	0.10	0.23
Current year losses on which deferred tax assets not recognised	117.82	175.10
Tax expense as per statement of profit and loss	-	-

[THIS PLACE IS INTENTIONALLY LEFT BLANK]



Suzlon Gujarat Wind Park Limited

Notes to financial statements for the year ended March 31, 2021

All amounts in ₹ Crore, unless otherwise stated

- c. The following is the details of carry forward losses and unused credit on which no deferred tax asset is recognised by the Company. Unabsorbed depreciation is available for offsetting all future taxable profits of the Company. Business losses are available for offsetting future taxable profits of the Company for 8 years from the year in which losses arose. Majority of the business losses will expire between March, 2026 to March, 2029.

Particulars	March 31, 2021	March 31, 2020
Business losses	1,813.93	1,994.66
Unabsorbed depreciation	37.13	33.62
Total	1,851.06	2,028.28

28. Earnings/ (loss) per share (EPS)

	March 31, 2021	March 31, 2020
Net loss after tax attributable to equity shareholders	(337.44)	(501.81)
Weighted average number of equity shares	1,245,915,359	1,245,915,359
Basic and diluted earnings/ (loss) per share of ₹ 10/- each	(2.71)	(4.02)

29. Post-employment benefit plans

Defined contribution plan:

During the year the employer contribution towards provident fund/ pension fund is ₹ 1.03 Crore (previous year: ₹ 1.60 Crore)

The Company has a defined benefit gratuity plan. Every employee who has completed five or more years of service is eligible for gratuity. Gratuity is computed based on 15 days salary based on last drawn salary for each completed year of service. The scheme is partially funded with an insurance company in the form of a qualifying insurance policy.

Net employee benefits expense recognised in statement of profit and loss and in other comprehensive income:

	March 31, 2021	March 31, 2020
Current service cost	0.48	0.53
Net interest cost	0.15	0.19
Net defined benefit cost recognised in profit and loss	0.63	0.72
Other comprehensive income		
Re-measurement for the period – obligation (gain)/ loss	(0.04)	(1.02)
Re-measurement for the period – plan assets (gain)/ loss	0.05	0.03
Total defined benefit cost recognised in OCI	0.01	(0.99)
Total	0.64	(0.27)

Changes in the defined benefit obligation:

	March 31, 2021	March 31, 2020
Opening defined benefit obligation	4.85	6.60
Current service cost	0.48	0.53
Interest cost	0.31	0.50
Benefits paid	(0.43)	(1.95)
Acquisition adjustments/ settlement cost	0.03	0.19
Re-measurement adjustment:		
Experience adjustments	0.05	(1.01)
Actuarial changes arising from changes in demographic assumptions	0.11	(0.09)
Actuarial changes arising from changes in financial assumptions	(0.20)	0.08
Closing defined benefit obligation	5.20	4.85



Suzlon Gujarat Wind Park Limited

Notes to financial statements for the year ended March 31, 2021

All amounts in ₹ Crore, unless otherwise stated

Changes in the fair value of plan assets:

	March 31, 2021	March 31, 2020
Opening fair value of plan assets	2.60	4.05
Interest income	0.17	0.31
Contributions by employer towards approved fund	0.16	0.03
Benefits paid	(0.43)	(1.95)
Acquisition adjustments/ settlement cost	0.03	0.19
Re-measurement-return on plan assets, excluding amount recognised in net interest expense	(0.05)	(0.03)
Closing fair value of plan assets	2.48	2.60
Actual return on plan assets	0.12	0.28

Major categories of plan assets (as percentage of total plan assets):

Funds managed by insurer is 100% for March 31, 2021 (previous year: 100%).

The composition of investments in respect of funded defined benefit plans are not available with the Company, the same has not been disclosed.

Net asset/ (liability) recognised in the balance sheet:

	March 31, 2021	March 31, 2020
Current portion	0.39	0.52
Non-current portion	4.81	4.33
Present value of defined benefit obligation as at the end of the financial year	5.20	4.85
Fair value of plan assets as at the end of the year	2.48	2.60
Net asset/ (liability) recognised in the balance sheet	(2.72)	(2.25)

Principal assumptions used in determining gratuity obligations:

	March 31, 2021	March 31, 2020
Discount rate (in %)	6.40	6.50
Future salary increases (in %)	3% for first year and 8% thereafter	0% for first year and 8% thereafter
Life expectation (in years)	8.40	6.73
Attrition rate	13.20% at younger ages and reducing to 7.40% at older ages according to graduated scale	14.30% at younger ages and reducing to 9.40% at older ages according to graduated scale

During the year, the Company has re-assessed the actuarial assumption for attrition rate based on trend of attrition.

Quantitative sensitivity analysis for significant assumption:

Particulars	March 31, 2021		March 31, 2020	
	Decrease	Increase	Decrease	Increase
Discount rate (- / + 1%)	0.53	(0.45)	0.41	(0.36)
Future salary increases (- / + 1%)	(0.45)	0.51	(0.36)	0.41
Attrition rate (- / + 50% of attrition rates)	0.25	(0.16)	0.25	(0.14)

For the year ending on March 31, 2022 the Company expects to contribute ₹ 3.23 Crore (previous year: ₹ 2.74 Crore) towards its defined benefit plan.

The average duration of the defined benefit plan obligation at the end of the financial year period is 10 years (previous year: 8 years).



Suzlon Gujarat Wind Park Limited

Notes to financial statements for the year ended March 31, 2021

All amounts in ₹ Crore, unless otherwise stated.

30. Leases

The Company has lease contracts for land used in its operations. Leases of land have lease terms of 99 years. The Company's obligations under its leases are secured by the lessor's title to the leased assets. Generally, the Company is restricted from assigning and subleasing the leased assets. The Company applies the 'short-term lease' and 'lease of low-value assets' recognition exemptions for these leases.

Below are the carrying amounts of right of use assets recognised and the movements during the year ended March 31, 2021 are as follows:

Particulars	March 31, 2021	March 31, 2020
Opening balance	0.20	0.20
Reclassified on account of adoption of Ind AS 116	-	0.20
Additions	-	-
Depreciation	0.00*	0.00*
Closing balance	0.20	0.20

The rent expenses includes rent paid to Suzlon Energy Limited for few workstations taken on lease at Suzlon One Earth, Magarpatta Pune. The implications of INDAS 116 is not applicable as the lease agreements are entered for one year and covered under short term leases.

* Less than ₹ 0.01 Crore.

31. Capital and other commitments

Estimated amount of contract remaining to be executed on capital accounts and not provided for, net of advances ₹ 0.84 Crore (previous year: ₹ 0.62 Crore).

32. Contingent liabilities

	March 31, 2021	March 31, 2020
Disputed legal cases	26.70	19.16
Interest payable under MSMED Act, 2006	0.07	0.74
Total	26.77	19.90

The Company has stood as co-borrower and guarantor for loans granted to the SEL and its identified domestic subsidiaries and a joint venture for which certain securities are provided, the amount of which is not ascertainable.

33. Segment information

The Company provides facilities related to infrastructure development (wind & solar) and power generation business. These segments have been identified taking into account the reportable segment as defined in Ind AS 108 – Operating Segment. The Company provides these facilities only in India and hence the entire amount of revenue is from external customers based in India and all non-current assets are also located in India.



[THIS PLACE IS INTENTIONALLY LEFT BLANK]



Suzlon Gujarat Wind Park Limited

Notes to financial statements for the year ended March 31, 2021

All amounts in ₹ Crore, unless otherwise stated

Particulars	April 01, 2020 to March 31, 2021				April 01, 2019 to March 31, 2020			
	Land division	Project and Power evacuation division	Power generation division	Total	Land division	Project and Power evacuation division	Power generation division	Total
Segment revenue	48.14	118.44	4.51	171.09	21.48	329.48	5.60	356.56
Segment results	(9.21)	(129.88)	1.33	(137.76)	(132.57)	(149.17)	1.96	(279.78)
Add / (less) items to reconcile with profit/ (loss) as per statement of profit and loss				0.88				0.10
Add : Other income				(200.56)				(222.13)
Less : Finance costs				(337.44)				(501.81)
Loss before tax				-				-
Less : Tax expense				(337.44)				(501.81)
Loss after tax				1,216.72	554.15	723.78	19.18	1,297.11
Segment assets	505.53	698.09	13.10	35.25				8.00
Common assets				1,251.97				1,305.11
Enterprise assets				458.61	128.95	253.74	-	382.69
Segment liabilities	130.35	328.28	-	793.36				922.42
Common liabilities				1,251.97				1,305.11
Enterprise liabilities				3.71	-	3.25	2.36	5.61
Depreciation	-	1.92	1.79	-	-	-	-	-

34. Related party transactions

A. List of related parties and nature of relationship where control exists

Sr. No.	Name of the entity	Nature of relationship
1	Suzlon Energy Limited	Ultimate holding company
2	Suzlon Power Infrastructure Limited	Holding company
3	Suzlon Energy A/S	Fellow subsidiary
4	Suzlon Global Services Limited	Fellow subsidiary
5	Suzlon Wind Energy Equipment Trading (Shanghai) Co. Ltd	Fellow subsidiary
6	Aalok Solarfarms Private Limited	Joint venture
7	Abha Solarfarms Private Limited	Joint venture
8	Heramba Renewables Limited	Joint venture
9	Shreyas Solarfarms Private Limited	Joint venture
10	Suzlon Generators Limited	Joint venture
11	Vayudoot Solarfarms Limited	Joint venture
12	Balrajsinh A. Parmar	Key managerial personnel (KMP)
13	Gita T. Tanti	Key managerial personnel (KMP)
14	Harish H. Mehta	Key managerial personnel (KMP)
15	Nimisha Agnihotri	Key managerial personnel (KMP)
16	Ranjitsinh A. Parmar	Key managerial personnel (KMP)
17	Vaidhyanathan Raghuraman	Key managerial personnel (KMP)
18	Per Hornung Pedersen	Key managerial personnel (KMP)
19	Pawan Kumar Gupta ⁽ⁱ⁾	Key managerial personnel (KMP)
20	Rakesh Bhandari ⁽ⁱⁱ⁾	Key managerial personnel (KMP)
21	Samanvaya Holdings Private Limited	Entities where KMP have significant influence
22	Sarjan Realities Private Limited ⁽ⁱⁱⁱ⁾	Entities where KMP have significant influence
23	SE Freight & Logistics (India) Private Limited	Entities where KMP have significant influence
24	Shubh Realty (South) Limited	Entities where KMP have significant influence
25	Suzlon Foundation	Employee fund
26	Suzlon Gujarat Wind Park Limited - Gratuity Fund	Employee fund
27	Suzlon Gujarat Wind Park Limited - Superannuation Fund	Employee fund

- (i) Resigned w.e.f. May 19, 2020
(ii) Appointed w.e.f. August 01, 2020
(iii) Name changed with effect from January 01, 2021

Suzlon Gujarat Wind Park Limited

Notes to financial statements for the year ended March 31, 2021

All amounts in ₹ Crore, unless otherwise stated

B. Transactions between the Company and related parties during the year and the status of outstanding balances as at March 31, 2021 :

Particulars	Ultimate holding company/ holding company	Fellow subsidiaries	Entities where KMP has significant influence	Joint venture	KMP	Employee funds
Purchase of property, plant and equipment	0.17 (0.20)	0.00* (-)	- (-)	- (-)	- (-)	- (-)
Sale of property, plant and equipment	0.01 (-)	0.00* (0.10)	- (-)	- (-)	- (-)	- (-)
Loans received, net	354.49 (411.05)	200.00 (-)	- (-)	- (-)	- (-)	- (-)
Purchases of goods and services	9.89 (4.67)	1.36 (1.30)	- (12.74)	- (0.01)	- (-)	- (-)
Sales of goods and services	4.92 (9.83)	1.97 (1.44)	- (1.32)	- (-)	- (-)	- (-)
Interest expenses	182.67 (191.69)	0.51 (-)	- (-)	- (-)	- (-)	- (-)
Rent expenses	1.50 (3.57)	- (-)	- (-)	- (-)	- (-)	- (-)
Corporate social welfare expenses	- (-)	- (-)	0.30 (-)	- (-)	- (-)	- (-)
Remuneration	- (-)	- (-)	- (-)	- (-)	0.35 (0.58)	- (-)
Director sitting fees	- (-)	- (-)	- (-)	- (-)	0.01 (0.01)	- (-)
Debt given pursuant to assignment of debt	33.75 (-)	- (-)	- (-)	- (-)	- (-)	- (-)
Reimbursement for amount receivable	2.05 (50.67)	- (-)	- (-)	- (1.35)	- (-)	- (-)
Reimbursement for amount payable	3.26 (9.81)	- (-)	- (-)	- (-)	- (-)	- (-)
Contribution to gratuity fund	- (-)	- (-)	- (-)	- (-)	- (-)	0.16 (0.05)

Outstanding balances:

Particulars	Ultimate holding company/ holding company	Fellow subsidiaries	Entities where KMP has significant influence	Joint venture	KMP	Employee funds
Trade payables/ other current liability	2.31 (5.76)	7.33 (7.08)	6.33 (8.41)	- (0.01)	- (-)	- (-)
Unsecured loan	1,921.69 (1,885.06)	200.47 (-)	- (-)	- (-)	- (-)	- (-)
Trade receivables	- (1.47)	0.06 (1.15)	1.26 (1.28)	0.55 (0.60)	- (-)	- (-)
Provision for doubtful debts	- (-)	- (-)	- (-)	0.55 (-)	- (-)	- (-)
Director sitting fees payable	- (-)	- (-)	- (-)	- (-)	0.00* (0.00*)	- (-)
Remuneration payable	- (-)	- (-)	- (-)	- (-)	0.04 (0.08)	- (-)

* Less than ₹ 0.01 Crore.

** Figure in the brackets are in respect of the previous year.



Suzlon Gujarat Wind Park Limited

Notes to financial statements for the year ended March 31, 2021

All amounts in ₹ Crore, unless otherwise stated

C. Disclosure of significant transactions with related parties

Type of transaction	Type of relationship	Name of the entity	March 31, 2021	March 31, 2020
Sales of goods & services	Ultimate holding company	Suzlon Energy Limited	4.92	9.80
	Fellow subsidiary	Suzlon Global Services Limited	1.97	1.44
	Holding company	Suzlon Power Infrastructure Limited	-	0.03
Purchase of goods and services	Ultimate holding company	Suzlon Energy Limited	4.46	2.88
	Holding company	Suzlon Power Infrastructure Limited	5.43	1.79
	Entities where KMP have significant influence	Sarjan Realities Limited	-	5.88
		Shubh Realty (South) Private Limited	-	6.86
	Fellow subsidiary	Suzlon Global Services Limited	1.36	1.30
Sale of property, plant and equipment	Fellow subsidiary	Suzlon Global Services Limited	0.00*	0.10
	Ultimate holding company	Suzlon Energy Limited	0.01	-
Purchase of property, plant and equipment	Ultimate holding company	Suzlon Energy Limited	0.17	0.20
Interest expense	Ultimate holding company	Suzlon Energy Limited	182.67	191.69
Rent expense	Ultimate holding company	Suzlon Energy Limited	1.50	3.57
Corporate social welfare expenses	Entities where KMP have significant influence	Suzlon Foundation	0.30	-
Loans received, net	Ultimate holding company	Suzlon Energy Limited	354.49	411.05
	Fellow subsidiary	Suzlon Global Services Limited	200.00	-
Reimbursement for amount receivable	Ultimate holding company	Suzlon Energy Limited	2.05	50.67
Reimbursement for amount payable	Ultimate holding company	Suzlon Energy Limited	3.26	0.71
	Holding company	Suzlon Power Infrastructure Limited	-	9.10
Director sitting fees	Key managerial personnel	Vaidhyanathan Raghuraman	0.00*	0.01
		Venkataraman Subramaniam	-	0.00*
		Gita T. Tanti	0.00*	0.00*
		Per Hornung Pedersen	0.00*	0.00*
Debt given pursuant to assignment of debt	Holding company	Suzlon Energy Limited	33.75	-
Remuneration paid	Key managerial personnel	Vikas Maheshwari	-	0.31
		Nimisha Agnihotri	0.07	0.05
		Pawan Kumar Gupta	0.06	0.22
		Rakesh Bhandari	0.22	-
Contribution to gratuity fund	Employee fund	Suzlon Gujarat Wind Park Limited- Gratuity Fund	0.16	0.05

* Less than ₹ 0.01 Crore.

Compensation of key management personnel recognised as an expenses during the financial year:

	March 31, 2021	March 31, 2020
Short-term employee benefits	0.29	0.44
Post-employment benefits	0.06	0.14
Total	0.35	0.58

35. Fair value measurements

The fair value of the financial assets and liabilities are considered to be same as their carrying values. Accordingly the Company has not disclosed fair value hierarchy.



Suzlon Gujarat Wind Park Limited

Notes to financial statements for the year ended March 31, 2021

All amounts in ₹ Crore, unless otherwise stated

36. Disclosure required under Sec 186(4) of the Companies Act, 2013

For details of securities provided on behalf of borrowers under the Resolution Plan refer Note 16 (d).

37. Financial risk management

The Company's principal financial liabilities, comprise loans and borrowings, trade and other payables. The main purpose of these financial liabilities is to finance the Company's operations and to provide support to its operations. The Company's principal financial assets include loans, trade and other receivables, and cash and cash equivalents that derive directly from its operations.

The Company is exposed to market risk, credit risk and liquidity risk. The Company's primary focus is to foresee the unpredictability of financial markets and seek to minimize potential adverse effects on its financial performance.

a. Market risk

Market risk is the risk that the fair value of future cash flows of a financial instrument will fluctuate because of changes in market prices. Market risk comprises three types of risk: interest rate risk, foreign currency risk and other price risk. Financial instruments affected by market risk include loans and borrowings and deposits.

i) Interest rate risk

Interest rate risk is the risk that the fair value or future cash flows of a financial instrument will fluctuate because of changes in market interest rates.

ii) Price risk

The Company is affected by the price volatility of certain commodities. Its operating activities require the on-going purchase of electrical items for power evacuation which are affected by the commodity price. The Company has a risk management strategy and planning regarding commodity price risk and its mitigation.

iii) Foreign currency risk and sensitivity

Foreign currency risk is the risk that the fair value or future cash flows of an exposure will fluctuate because of changes in foreign exchange rates. As the Company does not have material exposure to the foreign currency, there is no risk associated with changes in foreign exchange rates.

The Company's exposure to foreign currency risk as at March 31, 2021 and March 31, 2020 are as follows:

	March 31, 2021			March 31, 2020		
	USD	EURO	Others	USD	EURO	Others
Financial assets						
Other current assets	-	0.00*	0.01	0.01	-	0.01
Total	-	0.00*	0.01	0.01	-	0.01
Financial liabilities						
Trade payables	-	7.32	0.01	0.23	7.05	0.01
Total	-	7.32	0.01	0.23	7.05	0.01

* Less than ₹ 0.01 Crore.

[THIS PLACE IS INTENTIONALLY LEFT BLANK]



Suzlon Gujarat Wind Park Limited

Notes to financial statements for the year ended March 31, 2021

All amounts in ₹ Crore, unless otherwise stated

Foreign currency sensitivity

The Company's currency exposures in respect of monetary items as at March 31, 2021 and March 31, 2020 that result in net currency gains and losses in the income statement and equity arise principally from movement in US Dollar and EURO exchange rates.

The following tables demonstrate the sensitivity to a reasonably possible change in USD and Euro exchange rates, with all other variables held constant. The Company's exposure to foreign currency changes for all other currencies is not material. The other currencies includes Chinese Yuan and Swiss Franc.

Currency	Change in currency rate	Effect on profit before tax	
		March 31, 2021	March 31, 2020
USD	+5%	-	(0.01)
USD	-5%	-	0.01
EURO	+5%	(0.37)	(0.35)
EURO	-5%	0.37	0.35

b. Credit risk

Credit risk is the risk of financial loss to the Company if a customer or counter-party fails to meet its contractual obligations. The Company is exposed to credit risk from its operating activities (primarily trade receivables) and from its financing activities (primarily loans). The Company consistently monitors the financial health of its customers, progress under its contracts and sales proceeds are being realized as per the milestone payment terms agreed to minimize the loss due to defaults or insolvency of the customer. Progressive liquidity management is being followed to de-risk the Company from any non-fulfilment of its liabilities to various creditors, statutory obligations, or any stakeholders.

i) Trade receivables

The Company's exposure to trade receivables is limited due to diversified customer base. The Company consistently monitors the financial health of its customers, progress under its contracts and sales proceeds are being realized as per the milestone payment terms agreed to minimize the loss due to defaults or insolvency of the customer.

An impairment analysis is performed at each reporting date on an individual basis for major clients. In addition, a large number of minor receivables are grouped into homogenous groups and assessed for impairment collectively. For determination of ECL on trade receivable, the Company considers the impact of net credit risk exposure on trade receivable after factoring the payable to customers, if any, by the ultimate parent company and parent company.

The Company is in the process of settlement of old outstanding trade receivables against which ultimate parent company is having payable/ provisions. Since, there are liabilities held by ultimate parent company, the Company does not foresee any risk over such receivable balance from customers.

Refer Note 2.3(n) for accounting policy on financial instruments.

ii) Financial instruments

Financial instruments that are subject to concentrations of credit risk primarily consist of cash and cash equivalents, term deposit with banks and other financial assets. Investments of surplus funds are made only with approved counterparties and within credit limits assigned.

The Company's maximum exposure to credit risk as at March 31, 2021 and as at March 31, 2020 is the carrying value of each class of financial assets.



Suzlon Gujarat Wind Park Limited

Notes to financial statements for the year ended March 31, 2021

All amounts in ₹ Crore, unless otherwise stated

c. Liquidity risk

Liquidity risk refers to that risk where the Company cannot meet its financial obligations. The objective of liquidity risk management is to maintain sufficient liquidity and ensure that funds are available for use as per requirement. In doing this, management considers both normal and stressed conditions. The Company manages liquidity risk by maintaining adequate reserves and banking facilities by continuously monitoring cash flow forecast and by matching the maturity profiles of financial assets and liabilities. The Company had losses during the previous year and has continued to incur losses during the current year, primarily due to lower volumes and finance costs which has resulted in negative net worth during the year and as at March 31, 2021.

The table below summarises the contractual maturity profile of the Company's financial liabilities:

	Up to 1 year	2-5 years	> 5 years	Total
Year ended March 31, 2021				
Borrowings	1,477.56	675.95	29.75	2,183.26
Other financial liabilities	13.59	3.96	13.86	31.41
Trade payables	352.77	-	-	352.77
Total	1,843.92	679.91	43.61	2,567.44
Year ended March 31, 2020				
Borrowings	1,490.47	650.00	-	2,140.47
Other financial liabilities	41.02	4.31	15.07	60.40
Trade payables	312.55	-	-	312.55
Total	1,844.04	654.31	15.07	2,513.42

38. Other matters

Going concern

The Company has continued to incur the losses during the year of ₹ 337.44 Crore and having negative net worth of ₹ 1,389.92 Crore as at March 31, 2021. During the year, the debt (including interest due) of the Company and STG has been restructured. The Company is dependent on the direct or indirect financial support from SEL. The Management has plans to meet the financial obligations including settling dues of the overdue creditors out of the cash flows from its business plan, realisation of trade receivables and financial support through SEL.

Accordingly, these financial statements have been prepared on the basis that the Company will continue as a going concern and hence, no adjustments have been made to the carrying values (including adjustment on account of impairment of assets) or classification of assets and liabilities.



[THIS PLACE IS INTENTIONALLY LEFT BLANK]



Suzlon Gujarat Wind Park Limited

Notes to financial statements for the year ended March 31, 2021

All amounts in ₹ Crore, unless otherwise stated

39. Capital management

For the purpose of the Company's capital management, capital includes issued equity capital and all other equity reserves attributable to the equity holders of the Company. The primary objective of the Company's capital management is to safeguard its ability to reduce the cost of capital and to maximise shareholder value.

The capital structure of the Company is based on the management's judgement of its strategic and day-to-day needs with a focus on total equity so as to maintain investor, creditors and market confidence.

The calculation of the capital for the purpose of capital management is as below.

	March 31, 2021	March 31, 2020
Equity share capital	1,245.92	1,245.92
Other equity	(2,635.84)	(2,485.53)
Total	(1,389.92)	(1,239.61)

For and on behalf of the Board of Directors of
Suzlon Gujarat Wind Park Limited

Harish H. Mehta
Managing Director
DIN : 00002753

Balrajsinh A. Parmar
Director
DIN : 00002276

Nimisha Agnihotri
Company Secretary
Membership No.: A30859

Rakesh Bhandari
Chief Financial Officer
ICAI Membership No. 077447



AM

Place : Pune

Date : 28 JUN 2021

