

RUDRA SOLARFARMS LIMITED

FINANCIAL STATEMENTS FOR THE YEAR ENDED MARCH 31, 2018

TOGETHER WITH AUDITORS' REPORT

SNK & CO.

CHARTERED ACCOUNTANTS



**Independent Auditors' Report**

To  
The Members,  
Rudra Solarfarms Limited

**Report on Financial Statements**

1. We have audited the accompanying Financial Statements of **Rudra Solarfarms Limited** (the 'Company') (Formerly known as Rudra Solarfarms Private Limited erstwhile known as Rudra Windfarms Private Limited) which comprise the Balance sheet as at 31st March, 2018, Statement of Profit and Loss, Statement of Changes in Equity and the Cash flow Statement for the year then ended and a summary of Significant Accounting Policies and Other Explanatory Information.

**Management's Responsibility for the Financial Statements**

2. The Company's Board of Directors is responsible for the matters stated in Section 134(5) of the Companies Act, 2013 ("The Act") with respect to the preparation and presentation of these Financial Statements that give a true and fair view of the Financial Position, financial performance including Cash flows and changes in equity of the Company in accordance with the Accounting Principles generally accepted in India including the Indian Accounting Standards (Ind AS) prescribed under section 133 of The Act, read with the Companies (Indian Accounting Standards) Rule, 2015 as amended. This responsibility also includes maintenance of adequate accounting records in accordance with the provisions of the Act for safe guarding the assets of the Company and for preventing and detecting frauds and other irregularities; selection and application of appropriate accounting policies; making judgments and estimates that are reasonable and prudent; and design, implementation and maintenance of adequate internal financial controls, that were operating effectively for ensuring the accuracy and completeness of the accounting records, relevant to the preparation and presentation of the Financial Statements that give a true and fair view and are free from material misstatement, whether due to Fraud or Error.

**Auditor's Responsibility**

3. Our responsibility is to express an opinion on these financial statements based on our audit. We have taken into account the provisions of the Act, the accounting and auditing Standards and matters which are required to be included in the audit report under the provisions of the Act and the rules made there under.

We conducted our audit in accordance with the Standards on Auditing specified under Section 143(10) of the Act. Those standards require that we comply with ethical requirements and plan and perform the audit to obtain reasonable assurance about whether the financial statements are free from material misstatement.

An audit involves performing procedures to obtain audit evidence about the amounts and disclosures in the financial statements. The procedures selected depend on the auditor's judgment, including the assessment of the risks of material misstatement of the financial statements, whether due to fraud or error. In making those risk assessments, the auditor considers the internal financial control relevant to the Company's preparation of the financial statements that give a true and fair view in order to design audit procedures that are appropriate in the circumstances. An audit also includes evaluating the appropriateness of the accounting policies used and the reasonableness of the accounting estimates made by the Company's Directors, as well as evaluating the overall presentation of the financial statements.

We believe that the audit evidence we have obtained is sufficient and appropriate to provide a basis for our audit opinion on the financial statements.



**Mumbai :**  
303, Konark Shram, 156, Tardeo Road,  
Mumbai Central, Mumbai-400 034,  
☎ (91) 7303221942 / 7303321942

**Pune :**  
E - 2 - B, 4th Floor, The Fifth Avenue,  
Dhole Patil Road, Pune - 411001  
☎ (91) (20) 26166044-55, 9579345401

**Surat :**  
'SNK House', 31-A, Adarsh Society,  
Athwalines, Surat-395 001  
☎ (91) (261) 2656271-3-4, 9510299547

**Ahmedabad :**  
304, Super Plaza, Sandesh Press  
Road, Vastrapur, Ahmedabad-380 054  
☎ (91) (79) 40032950



#### Opinion

4. In our opinion and to the best of our information and according to the explanations given to us, the aforesaid financial statements give the information required by the Act in the manner so required and give a true and fair view in conformity with the accounting principles generally accepted in India, of the state of affairs of the Company as at 31st March, 2018 and its Profit, total comprehensive income, the changes in equity and its cash flows for the year ended on that date.


#### Report of the Other Legal and Regulatory Requirements

5. As required by the Companies (Auditor's Report) Order, 2016 ('the Order') issued by the Central Government of India in terms of sub-section (11) of Section 143 of the Companies Act, 2013, and according to information and explanation provided to us, we give in the Annexure - A, a statement on the matters specified in the paragraph 3 and 4 of the Order.

#### 6. As required by Section 143(3) of the Act, we report that,

- i. We have sought and obtained all the information and explanations, which to the best of our knowledge and belief were necessary for the purpose of our audit;
- ii. In our opinion, proper books of account as required by law have been kept by the company so far as it appears from our examination of those books;
- iii. The Balance Sheet, the Statement of Profit & Loss, Statement of Changes in Equity and the Cash Flow Statement dealt with by this report are in agreement with the books of account;
- iv. In our opinion, the aforesaid financial statements comply with the Indian Accounting Standards specified under section 133 of the Act, read with Rule 7 of the Companies (Accounts) Rules, 2014;
- v. On the basis of the written representations received from the directors, as on 31st March 2018 and taken on record by the Board of Directors, none of the directors are disqualified as on 31st March, 2018 from being appointed as a director in terms of section 164(2) of the Act;
- vi. With respect to the adequacy of the internal financial controls over financial reporting of the Company and the operating effectiveness of such controls, refer to our report in Annexure - 'B'.
- vii. With respect to the other matters to be included in the Auditor's Report in accordance with Rule 11 of the Companies (Audit and Auditors) Rules, 2014, in our opinion and to the best of our information and according to the explanations given to us :
  - i. The company does not have any pending litigations on its financial position in its financial statements
  - ii. The company did not have any long term contracts including derivative contract for which there were any material foreseeable losses.
  - iii. There were no amounts which are required to be transferred, to the Investor Education and Protection Fund by the Company.

For SNK & Co.,  
Chartered Accountants  
ICAI Firm Registration No.: 109176W

  
per Vilesh Dalya  
Partner

Membership No.: 133752  
Place: Pune  
Date: 15<sup>th</sup> May, 2018





**Annexure A – Annexure Referred to in paragraph 5 of our report of even date under heading “Report of the Other Legal and Regulatory Requirements”**

**Re :Rudra Solarfarms Limited**

- (i) (a) According to information and explanation given by the management, the Company is in process of maintenance of records showing full particulars, including quantitative details and situation of fixed assets.
- (b) All property, plant and equipment/ fixed asset have not been physically verified by the management during the year but there is regular programme of verification of which, in our opinion, is reasonable having regard to the size of the Company and nature of its assets.
- (c) Based on audit procedure performed for the purpose of reporting the true and fair view of the financial statements and according to information of verification and explanations given by the management the title deeds of immovable property including property, plant and equipment / fixed assets are held in the name of the Company.
- (ii) The company does not have inventory. Accordingly the clause 3(ii) of the Order, 2016 is not applicable to the Company.
- (iii) According to the information and explanations given by the management, the Company has not granted any loans, secured or unsecured to companies. Firms or other parties covered in the register maintained under section 189 of the Companies Act, 2013. Accordingly the clause 3(iii) (a) to (c) of the Order, 2016 is not applicable to the company and hence not commented upon.
- (iv) The Company has complied with the provisions of Section 185 and 186 of the Companies Act, 2013, in respect of loans, investments, guarantees and securities.
- (v) The Company has not accepted any deposits as per the directive issued by the Reserve Bank of India and as per the provisions of sections 73 to 76 or any other relevant provisions of the Companies Act and the rules framed there under. Accordingly the clause 3 (v) of the Companies (Auditor's Report) Order, 2016 is not applicable to the company.
- (vi) Maintenance of cost records as specified by the Central Government under sub section (1) of section 148 of the Companies act is not applicable to the company. Accordingly the clause 3(vi) of the Order, 2016 is not applicable to the company.
- (vii) (a) Undisputed statutory dues including provident fund, investor education and protection fund, employees' state insurance, income-tax, sales-tax, wealth-tax, service tax, customs duty, excise duty, cess and other material statutory dues, wherever applicable, have generally been regularly deposited with the appropriate authorities.
- According to the information and explanations given by the management, no undisputed amounts payable in respect of provident fund, income tax, sales tax, wealth tax, service tax, duty of customs, value added tax, cess and other material statutory dues, wherever applicable, were in arrears as at 31st March, 2018 for a period of more than 6 months from the date they became payable.
- (b) According to the information and explanations given by the management, there are no dues in respect of income tax, sales-tax, wealth tax, service tax, customs duty, excise duty and cess, wherever applicable, that have not been deposited on account of any dispute.
- (viii) In our opinion and according to information and explanations given by the management, the Company has not defaulted in repayment of loans or borrowing to bank, financial institution.
- (ix) The company has not raised money by way of initial public offer or further public offer (including debt instruments) and term loan. Accordingly clause 3(ix) of the Companies (Auditor's Report) Order, 2016 is not applicable to the company.
- (x) In our opinion and according to the information and explanation given by the management, no fraud by the company or on the company by its officers or employees has been noticed or reported during the year.





- (xi) Based on the information and explanations given by the management, no managerial remuneration is paid or provided by the company. Accordingly, paragraph 3(xi) of the Order, 2016 is not applicable.
- (xii) In our opinion and according to the information and explanations given by the management, the Company is not a Nidhi company. Accordingly, paragraph 3(xii) of the Order, 2016 is not applicable.
- (xiii) According to the information and explanations given by the management and based on our examination of the records of the Company, transactions with the related parties are in compliance with sections 177 and 188 of the Act where applicable and details of such transactions have been disclosed in the financial statements as required by the applicable accounting standards.
- (xiv) According to the information and explanations given by the management and based on our examination of the records of the Company, the Company has made preferential allotment and private placement of shares or fully or partly convertible debentures during the year and has complied with the provision of section 42 of the Companies Act 2013 in respect of such issue.
- (xv) According to the information and explanations given by the management and based on our examination of the records of the Company, the Company has not entered into non-cash transactions with directors or persons connected with him. Accordingly, paragraph 3(xv) of the Order, 2016 is not applicable.
- (xvi) The Company is not required to be registered under section 45-IA of the Reserve Bank of India Act 1934.

For SNK & Co.,  
Chartered Accountants  
ICAI Firm Registration No.:109176W

per Vilesh Dalya  
Partner  
Membership No.:133752  
Place: Pune  
Date: 15<sup>th</sup> May, 2018





**Annexure B: Report on the Internal Financial Controls under Clause (i) of Sub-section 3 of Section 143 of the Companies Act, 2013 ("the Act")**

---

**Re: Rudra Solarfarms Limited**

We have audited the internal financial controls over financial reporting of **Rudra Solarfarms Limited** ("the Company") (the 'Company') (Formerly known as Rudra Solarfarms Private Limited erstwhile known as Rudra Windfarms Private Limited) as of 31 March 2018 in conjunction with our audit of the standalone financial statements of the Company for the period ended on that date.

**Management's Responsibility for Internal Financial Controls**

The Company's management is responsible for establishing and maintaining internal financial controls based on the internal control over financial reporting criteria established by the Company considering the essential components of internal control stated in the Guidance Note on Audit of Internal Financial Controls over Financial Reporting issued by the Institute of Chartered Accountants of India ('ICAI'). These responsibilities include the design, implementation and maintenance of adequate internal financial controls that were operating effectively for ensuring the orderly and efficient conduct of its business, including adherence to company's policies, the safeguarding of its assets, the prevention and detection of frauds and errors, the accuracy and completeness of the accounting records, and the timely preparation of reliable financial information, as required under the Companies Act, 2013.

**Auditors' Responsibility**

Our responsibility is to express an opinion on the Company's internal financial controls over financial reporting based on our audit. We conducted our audit in accordance with the Guidance Note on Audit of Internal Financial Controls over Financial Reporting (the "Guidance Note") and the Standards on Auditing, issued by ICAI and deemed to be prescribed under section 143(10) of the Companies Act, 2013, to the extent applicable to an audit of internal financial controls, both applicable to an audit of Internal Financial Controls and, both issued by the Institute of Chartered Accountants of India. Those Standards and the Guidance Note require that we comply with ethical requirements and plan and perform the audit to obtain reasonable assurance about whether adequate internal financial controls over financial reporting was established and maintained and if such controls operated effectively in all material respects.

Our audit involves performing procedures to obtain audit evidence about the adequacy of the internal financial controls system over financial reporting and their operating effectiveness. Our audit of internal financial controls over financial reporting included obtaining an understanding of internal financial controls over financial reporting, assessing the risk that a material weakness exists, and testing and evaluating the design and operating effectiveness of internal control based on the assessed risk. The procedures selected depend on the auditor's judgment, including the assessment of the risks of material misstatement of the financial statements, whether due to fraud or error.


We believe that the audit evidence we have obtained is sufficient and appropriate to provide a basis for our audit opinion on the Company's internal financial controls system over financial reporting.

**Meaning of Internal Financial Controls over Financial Reporting**

A company's internal financial control over financial reporting is a process designed to provide reasonable assurance regarding the reliability of financial reporting and the preparation of financial statements for external purposes in accordance with generally accepted accounting principles. A company's internal financial control over financial reporting includes those policies and procedures that (1) pertain to the maintenance of records that, in reasonable detail, accurately and fairly reflect the transactions and dispositions of the assets of the company; (2) provide reasonable assurance that transactions are recorded as necessary to permit preparation of financial statements in accordance with generally accepted accounting principles, and that receipts and expenditures of the company are being made only in accordance with authorisations of management and directors of the company; and (3) provide reasonable assurance regarding prevention or timely detection of unauthorised acquisition, use, or disposition of the company's assets that could have a material effect on the financial statements.

**Inherent Limitations of Internal Financial Controls Over Financial Reporting**

Because of the inherent limitations of internal financial controls over financial reporting, including the possibility of collusion or improper management override of controls, material misstatements due to error or fraud may occur and not be detected. Also, projections of any evaluation of the internal financial controls over financial reporting to future periods are subject to the risk that the internal financial control over financial reporting may become inadequate because of changes in conditions, or that the degree of compliance with the policies or procedures may deteriorate.






**Opinion**

In our opinion, the Company has, in all material respects, an adequate internal financial controls system over financial reporting and such internal financial controls over financial reporting were operating effectively as at 31 March 2018, based on the internal control over financial reporting criteria established by the Company considering the essential components of internal control stated in the Guidance Note on Audit of Internal Financial Controls Over Financial Reporting issued by the Institute of Chartered Accountants of India.

For SNK & Co.,  
Chartered Accountants  
ICAI Firm Registration No.:109176W

  
per Vilesh Dalya  
Partner  
Membership No.:133752  
Place: Pune  
Date: 15<sup>th</sup> May, 2018





**Rudra Solarfarms Limited**

**(Formerly known as Rudra Solarfarms Private Limited erstwhile known as Rudra Windfarms Private Limited)**

**Notes to financial statements for the year ended March 31, 2018**

**(Amount in INR, unless otherwise stated)**

---

**1. Corporate information**

Rudra Solarfarms Limited is a Public Limited Company domiciled in India and is incorporated under the provisions of the Companies Act applicable in India. The registered office of the company is located at "Suzlon", 5, Shrimati society, near shri Krishna complex, Navrangpura, Ahmedabad – 380009, Gujarat.

The Company's primary business includes generation of electricity from its solar power project and has setup power plant which it continue to own operate and manage.

**2. Significant accounting policies**

**2.1 Basis of preparation**

The financial statements of the Company have been prepared in accordance with Indian Accounting Standards (Ind AS) notified under section 133 of the Companies Act, 2013, read together with Rule 3 of the Companies (Indian Accounting Standards) Rules, 2015 and Companies (Indian Accounting Standards) Amendment Rules, 2016 issued by the Ministry of Corporate Affairs.

The financial statements have been prepared on the accrual and going concern basis and the historical cost convention, except for the following assets and liabilities which have been measured at fair value or revalued amount;

- Certain financial assets and liabilities measured at fair value (refer accounting policy regarding financial instruments)

**2.2 Summary of significant accounting policies**

**a) Use of Estimates**

The preparation of financial statements in conformity with Ind AS requires the management to make judgments, estimates and assumptions that affect the reported amounts of revenues, expenses, assets and liabilities and the disclosure of contingent liabilities, at the end of the reporting period. Although these estimates are based on the management's best knowledge of current events and actions, uncertainty about these assumptions and estimates could result in the outcomes requiring a material adjustment to the carrying amounts of assets or liabilities in future periods.

**b) Current versus non-current classification**

The Company presents assets and liabilities in the balance sheet based on current/ non-current classification.

An asset is treated as current when it is:

- Expected to be realised or intended to sold or consumed in normal operating cycle
- Expected to be realised within twelve months after the reporting period, or
- Cash or cash equivalents unless restricted from being exchanged or used to settle a liability for at least twelve months after the reporting period

All other assets are classified as non-current.

A liability is treated as current when it is:





- Due to be settled within twelve months after the reporting period, or
- There is no unconditional right to defer the settlement of the liability for at least twelve months after the reporting period

All other liabilities are classified as non-current.

Deferred tax assets/liabilities are classified as non-current assets/liabilities.

The operating cycle is the time between the acquisition of assets for processing and their realisation/settlement in cash and cash equivalents. The companies have identified twelve months as their operating cycle for classification of their current assets and liabilities.

#### **c) Property, Plant and equipment**

Capital work-in-progress, property, plant and equipment is stated at cost, net of accumulated depreciation and accumulated impairment losses, if any. Such cost includes the cost of replacing part of the plant and equipment and borrowing costs for long-term construction projects if the recognition criteria are met. When significant parts of plant and equipment are required to be replaced at intervals, the Company depreciates them separately based on their specific useful lives. Likewise, when a major inspection is performed, its cost is recognised in the carrying amount of the plant and equipment as a replacement if the recognition criteria are satisfied. All other repair and maintenance costs are recognised in profit or loss as incurred. The present value of the expected cost for the decommissioning of an asset after its use is included in the cost of the respective asset if the recognition criteria for a provision are met.

#### **Derecognition**

An item of property, plant and equipment and any significant part initially recognised is derecognised upon disposal or when no future economic benefits are expected from its use or disposal. Any gain or loss arising on derecognition of the asset (calculated as the difference between the net disposal proceeds and the carrying amount of the asset) is included in the income statement when the asset is derecognised. The residual values, useful lives and methods of depreciation of property, plant and equipment are reviewed at each financial year end and adjusted prospectively, if appropriate.

#### **d) Depreciation**

As per the opinion of the Management of the Company, the Company is regulated under the Electricity Act, 2003, and as per the provision of section 129 of Companies Act 2013, depreciation can be charged as per the rates notified by the CERC Regulation.

Depreciation on Plant and Machinery is provided using straight-line method at the rate of 5.28% per annum till the period of 12 years from the date of commencement of commercial operations as per the applicable CERC regulation.

After a period of twelve years from the date of commencement of commercial operations, the remaining written down value at the end of the 12th year from the date of commercial operations shall be depreciated over the balance useful life of the asset in the manner prescribed under applicable CERC Regulations.

Depreciation on other fixed assets of Company is provided as per Part C of Schedule II of the Companies Act, 2013 except in following cases where expected useful life of the assets are different from the corresponding life prescribed as under and the Company based upon the nature of asset, the operating condition of the asset, the estimated usage of the asset, past history of replacement and anticipated technological changes, believes that this is the best estimate on the basis of actual realization.





**Rudra Solarfarms Limited**  
**(Formerly known as Rudra Solarfarms Private Limited erstwhile known as Rudra Windfarms Private Limited)**  
**Notes to financial statements for the year ended March 31, 2018**  
**(Amount in INR, unless otherwise stated)**

Category	Life as per Schedule II	Life considered
Building	30 years	25 years

The identified components are depreciated over their useful lives; the remaining asset is depreciated over the life of the principal asset.

Assets individually costing less than Rs. 5,000 are fully depreciated in the year of acquisition.

The assets' residual values and useful lives are reviewed at each financial year end or whenever there are indicators for impairment, and adjusted prospectively.

**e) Borrowing costs**

Borrowing costs directly attributable to the acquisition, construction or production of an asset that necessarily takes a substantial period of time to get ready for its intended use or sale are capitalized as part of the cost of the respective asset. All other borrowing costs are expensed in the period they occur. Borrowing cost includes interest, amortization of ancillary costs incurred in connection with the arrangement of borrowings and exchange differences arising from foreign currency borrowings to the extent they are regarded as an adjustment to the interest cost.

**f) Financial Instruments**

A financial instrument is any contract that gives rise to a financial asset of one entity and a financial liability or equity instrument of another entity.

**Financial Assets**

**Initial Recognition and Measurement**

All financial assets are recognised initially at fair value plus, in the case of financial assets not recorded at fair value through profit or loss, transaction costs that are attributable to the acquisition of the financial asset. Purchases or sales of financial assets that require delivery of assets within a time frame established by regulation or convention in the market place (regular way trades) are recognised on the trade date, i.e., the date that the Company commits to purchase or sell the asset.

**Subsequent Measurement**

For purposes of subsequent measurement, financial assets are classified in three categories:

- Debt instruments at amortised cost
- Debt instruments at fair value through other comprehensive income (FVTOCI)
- Debt instruments, derivatives and equity instruments at fair value through Profit & Loss (FVTPL)

**Debt instruments at amortised cost**

A 'debt instrument' is measured at the amortised cost if both the following conditions are met:

- a) The asset is held within a business model whose objective is to hold assets for collecting contractual cash flows and





**Rudra Solarfarms Limited**  
(Formerly known as Rudra Solarfarms Private Limited erstwhile known as Rudra Windfarms Private Limited)  
Notes to financial statements for the year ended March 31, 2018  
(Amount in INR, unless otherwise stated)

---

b) Contractual terms of the asset give rise on specified dates to cash flows that are solely payments of principal and interest (SPPI) on the principal amount outstanding

After initial measurement, such financial assets are subsequently measured at amortised cost using the effective interest rate (EIR) method, less impairment. Amortised cost is calculated by taking into account any discount or premium on acquisition and fees or costs that are an integral part of the EIR. The EIR amortisation is included in finance income in the Statement of Profit and Loss. The losses arising from impairment are recognised in the Statement of Profit and Loss. The category applies to the Company's trade receivables, unbilled revenue, other bank balances, security deposits etc.

**Debt instrument at fair value through other comprehensive income (FVTOCI)**

A 'debt instrument' is classified as at the FVTOCI if both of the following criteria are met:

- a) The objective of the business model is achieved both by collecting contractual cash flows and selling the financial assets, and
- b) The asset's contractual cash flows represent SPPI.

Debt instruments included within the FVTOCI category are measured initially as well as at each reporting date at fair value. Fair value movements are recognized in the other comprehensive income (OCI). However, the Company recognizes interest income, impairment losses & reversals in the statement of Profit and Loss. On derecognition of the asset, cumulative gain or loss previously recognised in OCI is reclassified from the equity to Statement of Profit and Loss.

Interest earned whilst holding FVTOCI debt instrument is reported as interest income using the EIR method.

**Debt instrument at fair value through profit and loss (FVTPL)**

FVTPL is a residual category for debt instruments. Any debt instrument, which does not meet the criteria for categorization as at amortized cost or as FVTOCI, is classified as at FVTPL.

In addition, the Company may elect to designate a debt instrument, which otherwise meets amortized cost or FVTOCI criteria, as at FVTPL. However, such election is allowed only if doing so reduces or eliminates a measurement or recognition inconsistency (referred to as 'accounting mismatch').

Debt instrument included within FVTPL category are measured at fair value with all changes recognized in the statement of profit and loss.

**Derecognition**

A financial asset (or, where applicable, a part of a financial asset) is primarily derecognised

(i.e. removed from the Company's balance sheet) when:

- a) The contractual rights to receive cash flows from the asset have expired, or
- b) The Company has transferred its contractual rights to receive cash flows from the financial asset or has assumed an obligation to pay the received cash flows in full without material delay to a third party under a 'pass-through' arrangement; and Either (a) the Company has transferred substantially all the risks and rewards of the asset, or (b) the Company has neither transferred nor retained substantially all the risks and rewards of the asset, but has transferred control of the asset.





**Rudra Solarfarms Limited**  
**(Formerly known as Rudra Solarfarms Private Limited erstwhile known as Rudra Windfarms Private Limited)**  
**Notes to financial statements for the year ended March 31, 2018**  
**(Amount in INR, unless otherwise stated)**

When the Company has transferred its rights to receive cash flows from an asset or has entered into a pass-through arrangement, it evaluates if and to what extent it has retained the risks and rewards of ownership. When it has neither transferred nor retained substantially all of the risks and rewards of the asset, nor transferred control of the asset, the Company continues to recognize the asset to the extent of the Company's continuing involvement in the asset. In that case, the Company also recognizes an associated liability. The transferred asset and the associated liability are measured on a basis that reflects the rights and obligations that the Company has retained.

Continuing involvement that takes the form of a guarantee over the transferred asset is measured at the lower of the original carrying amount of the asset and the maximum amount of consideration that the Company could be required to repay.

**Impairment of financial assets**

In accordance with Ind AS 109, the Company applies expected credit loss (ECL) model for measurement and recognition of impairment loss on the following financial assets and credit risk exposure:

- Financial assets that are debt instruments, and are measured at amortised cost e.g. deposits, trade receivables and bank balances
- Financial asset that are debt instruments and are measured as at FVTOCI
- Trade receivables or any contractual right to receive cash or another financial asset that result from transactions that are within the scope of Ind AS 11 and Ind AS 18.

For recognition of impairment loss on the financial assets that are debt instruments and are initially measured at fair value with subsequent measurement at amortised cost e.g. Trade receivables, unbilled revenue etc.

The Company follows 'simplified approach' for recognition of impairment loss allowance for trade receivables.


The application of simplified approach does not require the Company to track changes in credit risk. Rather, it recognises impairment loss allowance based on lifetime ECLs at each reporting date, right from its initial recognition.

For recognition of impairment loss on other financial assets and risk exposure, the Company determines whether there has been a significant increase in the credit risk since initial recognition. If credit risk has not increased significantly, twelve month ECL is used to provide for impairment loss. However, if credit risk has increased significantly, lifetime ECL is used. If, in the subsequent period, credit quality of the instrument improves such that there is no longer a significant increase in credit risk since initial recognition, then the entity reverts to recognising impairment loss allowance based on a twelve month ECL.

Lifetime ECL are the expected credit losses resulting from all possible default events over the expected life of a financial instrument. The 12-month ECL is a portion of the lifetime ECL which results from default events on a financial instrument that are possible within 12 months after the reporting date.

ECL is the difference between all contractual cash flows that are due to the Company in accordance with the contract and all the cash flows that the entity expects to receive (i.e., all cash shortfalls), discounted at the original EIR. When estimating the cash flows, an entity is required to consider:

- All contractual terms of the financial instrument (including prepayment, extension, call and similar options) over the expected life of the financial instrument. However, in rare cases when the expected life of the financial instrument cannot be estimated reliably, then the entity is required to use the remaining contractual term of the financial instrument





**Rudra Solarfarms Limited**  
**(Formerly known as Rudra Solarfarms Private Limited erstwhile known as Rudra Windfarms Private Limited)**  
**Notes to financial statements for the year ended March 31, 2018**  
**(Amount in INR, unless otherwise stated)**

- Cash flows from the sale of collateral held or other credit enhancements that are integral to the contractual terms.

As a practical expedient, the Company uses a provision matrix to determine impairment loss allowance on portfolio of its trade receivables. The provision matrix is based on its historically observed default rates over the expected life of the trade receivables and is adjusted for forward-looking estimates. At every reporting date, the historical observed default rates are updated and changes in the forward-looking estimates are analysed. On that basis, the Company estimates the following provision matrix at the reporting date, except to the individual cases where recoverability is certain:

	Less than or equal to 365 days	More than 365 days
Default rate	0%	100%

ECL impairment loss allowance (or reversal) recognised during the period is recognised as income/ expense in the statement of profit and loss. This amount is reflected under the head 'other expenses' in the statement of profit and loss. The balance sheet presentation for financial instruments is described below:

For financial assets measured at amortised cost: ECL is presented as an allowance i.e. as an integral part of the measurement of those assets in the balance sheet. The allowance reduces the net carrying amount. Until the asset meets write off criteria, the Company does not reduce impairment allowance from the gross carrying amount.

For assessing increase in credit risk and impairment loss, the Company combines financial instruments on the basis of shared credit risk characteristics with the objective of facilitating an analysis that is designed to enable significant increases in credit risk to be identified on a timely basis.

## **Financial Liabilities**

### **Initial Recognition and Measurement**

Financial liabilities are classified, at initial recognition as financial liabilities at fair value through profit or loss, loans and borrowings, payables.

All financial liabilities are recognized initially at fair value and, in the case of loans and borrowings, net of directly attributable transaction costs.

The Company's financial liabilities include trade and other payables, loans and borrowings including bank overdraft.





#### **Subsequent measurement**

The measurement of financial liabilities depends on their classification, as described below:

##### **Loans and borrowings**

After initial recognition, interest-bearing loans and borrowings are subsequently measured at amortised cost using the EIR method. Gains and losses are recognised in profit or loss when the liabilities are derecognised as well as through the EIR amortisation process.

Amortised cost is calculated by taking into account any discount or premium on acquisition and fees or costs that are an integral part of the EIR. The EIR amortisation is included as finance costs in the Statement of Profit and Loss.

##### **Derecognition**

A financial liability is derecognized when the obligation under the liability is discharged or cancelled, or expires. When an existing financial liability is replaced by another from the same lender on substantially different terms, or the terms of an existing liability are substantially modified, such an exchange or modification is treated as the derecognition of the original liability and the recognition of a new liability. The difference in the respective carrying amounts is recognized in the Statement of profit or loss.

##### **Reclassification of Financial Assets**

The Company determines classification of financial assets and liabilities on initial recognition. After initial recognition, no reclassification is made for financial assets which are equity instruments and financial liabilities. For financial assets which are debt instruments, a reclassification is made only if there is a change in the business model for managing those assets. Changes to the business model are expected to be infrequent. The company's senior management determines change in the business model as a result of external or internal changes which are significant to the company's operation. Such changes are evident to external parties. A change in the business model occurs when the company either or ceases to perform an activity that is significant to its operations. If the company reclassifies financial assets, it applies the reclassification prospectively from the reclassification date which is the first day of the immediate next reporting period following the change in the business model. The company does not restate any previously recognized gains, losses (including impairment gains or losses) or interest.

##### **Offsetting of Financial Instruments**

Financial assets and financial liabilities are offset and the net amount is reported in the balance sheet if there is a currently enforceable legal right to offset the recognised amounts and there is an intention to settle on a net basis, to realise the assets and settle the liabilities simultaneously.


##### **g) Revenue recognition**

Revenue is recognized to the extent that it is probable that the economic benefits will flow to the Company and the revenue can be reliably measured.

##### **Sale of Power**

Revenue from sale of power is recognized when persuasive evidence of an arrangement exists. Revenue is measured on the solar energy kilowatts actually supplied to customers at the rate per unit agreed to in the respective PPAs.

##### **Interest Income**





**Rudra Solarfarms Limited**  
**(Formerly known as Rudra Solarfarms Private Limited erstwhile known as Rudra Windfarms Private Limited)**  
**Notes to financial statements for the year ended March 31, 2018**  
**(Amount in INR, unless otherwise stated)**

For all debt instruments measured either at amortized cost or at fair value through other comprehensive income, interest income is recorded using the effective interest rate (EIR). EIR is the rate that exactly discounts the estimated future cash payments or receipts over the expected life of the financial instrument or a shorter period, where appropriate, to the gross carrying amount of the financial asset or to the amortised cost of the financial liability. When calculating the effective interest rate, the Company estimates the expected cash flows by considering all the contractual terms of the financial instrument but does not consider the expected credit losses. Interest income is included in other income in the Statement of profit or loss.

**h) Foreign currencies**

The Company's financial statement are presented in Indian Rupees (INR), which is the company's functional currency. Functional currency is the currency of the primary economic environment in which a Company operates and is normally the currency in which the Company primarily generates and expends cash.

Transactions in foreign currencies are initially recorded by the Company at the functional currency spot rates at the date the transaction first qualifies for recognition.

**Conversion**

Monetary assets and liabilities denominated in foreign currencies are translated at the functional currency spot rates of exchange at the reporting date.

**Exchange differences**

Exchange differences arising on settlement or translation of monetary items are recognized in profit or loss.

Non-monetary items that are measured in terms of historical cost in a foreign currency are translated using the exchange rates at the dates of the initial transactions. Non-monetary items measured at fair value in a foreign currency are translated using the exchange rates at the date when the fair value is determined. The gain or loss arising on translation of non-monetary items measured at fair value is treated in line with the recognition of gain or loss on change in fair value of the item (i.e., translation differences on items whose fair value gain or loss is recognized in other comprehensive income or profit or loss are also recognized in other comprehensive income or profit or loss, respectively).


**i) Income taxes**

Tax expense represents the sum of current tax and deferred tax.

Current tax is provided at amounts expected to be paid (or recovered) using the tax rates and laws that have been enacted or substantively enacted by the reporting date and includes any adjustment to tax payable in respect of previous years.

Subject to exceptions below, deferred tax is provided, using the balance sheet method, on all deductible temporary differences at the reporting date between the tax bases of assets and liabilities and their carrying amounts for financial reporting purposes, on carry forward of unused tax credits and unused tax loss:

- deferred income tax is not recognised on the initial recognition (including MAT) of an asset or liability in a transaction that is not a business combination and, at the time of the transaction, affects neither the accounting profit nor taxable profit or loss; and
- deferred tax assets are recognised only to the extent that it is more likely than not that they will be recovered.





**Rudra Solarfarms Limited**  
**(Formerly known as Rudra Solarfarms Private Limited erstwhile known as Rudra Windfarms Private Limited)**  
**Notes to financial statements for the year ended March 31, 2018**  
**(Amount in INR, unless otherwise stated)**

Deferred tax assets and liabilities are measured at the tax rates that are expected to apply to the year when the asset is realized or the liability is settled, based on tax rates (and tax laws) that have been enacted or substantively enacted at the reporting date. Tax relating to items recognized outside profit or loss is recognised outside profit or loss (either in other comprehensive income or equity).

The carrying amount of deferred tax assets (including MAT credit available) is reviewed at each reporting date and is adjusted to the extent that it is no longer probable that sufficient taxable profit will be available to allow all or part of the asset to be recovered.

Deferred tax assets and liabilities are offset when they relate to income taxes levied by the same taxation authority and the Company intends to settle its current tax assets and liabilities on a net basis.

**j) Earnings per share**

Basic earnings per share are calculated by dividing the net profit or loss for the period attributable to equity shareholders (after deducting attributable taxes) by the weighted average number of equity shares outstanding during the period. Partly paid equity shares are treated as a fraction of an equity share to the extent that they are entitled to participate in dividends relative to a fully paid equity share during the reporting period. The weighted average number of equity shares outstanding during the period is adjusted for events such as bonus issue, bonus element in a rights issue, share split and reverse share split (consolidation of shares) that have changed the number of equity shares outstanding, without a corresponding change in resources.

For the purpose of calculating diluted earnings per share, the net profit or loss for the period attributable to equity shareholders and the weighted average number of shares outstanding during the period are adjusted for the effects of all dilutive potential equity shares.

**k) Provisions**

**General**


Provisions are recognized when the Company has a present obligation (legal or constructive) as a result of a past event, it is probable that an outflow of resources embodying economic benefits will be required to settle the obligation and a reliable estimate can be made of the amount of the obligation. When the Company expects some or all of a provision to be reimbursed, the reimbursement is recognized as a separate asset but only when the reimbursement is virtually certain. The expense relating to any provision is presented in the Statement of profit or loss net of any reimbursement.

If the effect of the time value of money is material, provisions are discounted using a current pre-tax rate that reflects, when appropriate, the risks specific to the liability. When discounting is used, the increase in the provision due to the passage of time is recognised as a finance cost.

Provisions are reviewed at the end of each reporting period and adjusted to reflect the current best estimate. If it is no longer probable that an outflow of resources would be required to settle the obligation, the provision is reversed.

**l) Impairment of non-financial assets**

The company assesses, at each reporting date, whether there is an indication that an asset may be impaired. If any indication exists, or when annual impairment testing for an asset is required, the company estimates the asset's recoverable amount. An asset's recoverable amount is the higher of an asset's or cash-generating unit's (CGU) fair value less costs of





**Rudra Solarfarms Limited**  
(Formerly known as Rudra Solarfarms Private Limited erstwhile known as Rudra Windfarms Private Limited)  
**Notes to financial statements for the year ended March 31, 2018**  
(Amount in INR, unless otherwise stated)

disposal and its value in use. Recoverable amount is determined for an individual asset, unless the asset does not generate cash inflows that are largely independent of those from other assets or groups of assets.

Impairment loss is recognized when the carrying amount of an asset exceeds recoverable amount and the asset is written down to its recoverable amount.

In assessing value in use, the estimated future cash flows are discounted to their present value using a pre-tax discount rate that reflects current market assessments of the time value of money and the risks specific to the asset. In determining fair value less costs of disposal, recent market transactions are taken into account. If no such transactions can be identified, an appropriate valuation model is used.

Company bases its impairment calculation on detailed budgets and forecast calculations, which are prepared separately for each of the CGUs to which the individual assets are allocated. These budgets and forecast calculations generally cover a period of five years. For longer periods, a long-term growth rate is calculated and applied to project future cash flows after the fifth year. To estimate cash flow projections beyond periods covered by the most recent budgets/forecasts, company extrapolates cash flow projections in the budget using a steady or declining growth rate for subsequent years, unless an increasing rate can be justified. In any case, this growth rate does not exceed the long-term average growth rate for the products, industries, or country or countries in which the entity operates, or for the market in which the asset is used.

For assets excluding goodwill, an assessment is made at each reporting date to determine whether there is an indication that previously recognised impairment losses no longer exist or have decreased. If such indication exists, the Company estimates the asset's or CGU's recoverable amount. A previously recognised impairment loss is reversed only if there has been a change in the assumptions used to determine the asset's recoverable amount since the last impairment loss was recognised. The reversal is limited so that the carrying amount of the asset does not exceed its recoverable amount, nor exceed the carrying amount that would have been determined, net of depreciation, had no impairment loss been recognised for the asset in prior years. Such reversal is recognized in the statement of profit or loss unless the asset is carried at a revalued amount, in which case, the reversal is treated as a revaluation increase.

**m) Contingent Assets/liabilities**

Contingent assets are not recognised. However, when realisation of income is virtually certain, then the related asset is no longer a contingent asset, and is recognised as an asset.

A contingent liability is a possible obligation that arises from past events whose existence will be confirmed by the occurrence or non-occurrence of one or more uncertain future events beyond the control of the Company or a present obligation that is not recognized because it is not probable that an outflow of resources will be required to settle the obligation. A contingent liability also arises in extremely rare cases where there is a liability that cannot be recognized because it cannot be measured reliably. The Company does not recognize a contingent liability but discloses its existence in the financial statements.

**n) Fair Value Measurement**

Fair value is the price that would be received to sell an asset or paid to transfer a liability in an orderly transaction between market participants at the measurement date. The fair value measurement is based on the presumption that the transaction to sell the asset or transfer the liability takes place either:

- In the principal market for the asset or liability
- In the absence of a principal market, in the most advantageous market for the asset or liability





**Rudra Solarfarms Limited**  
**(Formerly known as Rudra Solarfarms Private Limited erstwhile known as Rudra Windfarms Private Limited)**  
**Notes to financial statements for the year ended March 31, 2018**  
**(Amount in INR, unless otherwise stated)**

---

The principal or the most advantageous market must be accessible by the Company.

The fair value of an asset or a liability is measured using the assumptions that market participants would use when pricing the asset or liability, assuming that market participants act in their economic best interest.

A fair value measurement of a non-financial asset takes into account a market participant's ability to generate economic benefits by using the asset in its highest and best use or by selling it to another market participant that would use the asset in its highest and best use.

The Company uses valuation techniques that are appropriate in the circumstances and for which sufficient data are available to measure fair value, maximizing the use of relevant observable inputs and minimizing the use of unobservable inputs.

All assets and liabilities for which fair value is measured or disclosed in the financial statements are categorized within the fair value hierarchy, described as follows, based on the lowest level input that is significant to the fair value measurement as a whole:

- ▶ Level 1 — Quoted (unadjusted) market prices in active markets for identical assets or liabilities
- ▶ Level 2 — Valuation techniques for which the lowest level input that is significant to the fair value measurement is directly or indirectly observable
- ▶ Level 3 — Valuation techniques for which the lowest level input that is significant to the fair value measurement is unobservable.

For assets and liabilities that are recognised in the financial statements on a recurring basis, the Company determines whether transfers have occurred between levels in the hierarchy by re-assessing categorisation (based on the lowest level input that is significant to the fair value measurement as a whole) at the end of each reporting period.

For the purpose of fair value disclosures, the Company has determined classes of assets and liabilities on the basis of the nature, characteristics and risks of the asset or liability and the level of the fair value hierarchy as explained above.


This note summarises accounting policy for fair value. Other fair value related disclosures are given in the relevant notes.

**o) Cash and cash equivalents**

Cash and cash equivalents in the Balance sheet comprise cash at banks and on hand and short-term deposits with an original maturity of three months or less, which are subject to an insignificant risk of changes in value.

**p) Events occurring after the Balance Sheet date**

Impact of events occurring after the balance sheet date that provide additional information materially affecting the determination of the amounts relating to conditions existing at the balance sheet date are adjusted to respective assets and liabilities.





Rudra Solarfarms Limited  
(Formerly known as Rudra Solarfarms Private Limited erstwhile known as Rudra Windfarms Private Limited)  
Balance sheet as at March 31st, 2018

(All amounts in INR)

Particulars	Notes	As at March 31, 2018	As at March 31, 2017
Assets			
Non-current assets			
Property, plant and equipment	3	1,05,94,61,260	6,00,00,015
Capital work-in progress	3	-	78,67,35,049
		1,05,94,61,260	84,67,35,064
Current assets			
Financial assets			
Trade Receivables	4	4,72,75,474	-
Cash and Cash Equivalents	5	72,59,369	44,87,468
Other Current Financial Assets	6	32,00,209	-
Other Current assets	7	1,76,547	-
		5,79,11,599	44,87,468
		1,11,73,72,859	85,12,22,532
Total assets			
Equity and liabilities			
Equity			
Equity share capital	8	34,11,000	34,11,000
Other equity	9	13,63,26,047	18,46,07,844
		13,97,37,047	18,80,18,844
Non-current liabilities			
Financial liabilities			
Borrowings	10	82,73,67,499	3,72,87,475
Deferred tax liabilities (Net)	11	25,13,338	-
		82,98,80,837	3,72,87,475
Current liabilities			
Financial Liabilities			
Trade Payables	12	1,07,95,343	34,31,193
Other current financial liabilities	13	13,53,88,446	62,24,76,270
Other Current Liabilities	14	3,92,569	8,750
Current Tax Liabilities (Net)	15	11,78,617	-
		14,77,54,975	62,59,16,213
		1,11,73,72,859	85,12,22,532
Total equity and liabilities			

The accompanying notes are an integral part of the financial statements.

As per our report of even date

For SNK & Co.  
Chartered Accountants  
ICAI Firm Registration number: 109476W  
per Vilesh Dalya  
Partner  
Membership No. : 133752



Place: Pune  
Date : 15 MAY 2018

For and on behalf of the board of directors of  
Rudra Solarfarms Limited

Robit Chauhan  
Director  
DIN : 07393363  
Address : House No.238,  
Sector - 28,  
Gautam Buddha Nagar,  
Noida-201301, UP

Ashish Agrawal  
Director  
DIN : 06897569  
Address : A/63/1,  
DDA SFA Flat  
Saket  
New Delhi-110017

Place: Delhi  
Date : 15 MAY 2018





**Rudra Solarfarms Limited**

(Formerly known as Rudra Solarfarms Private Limited erstwhile known as Rudra Windfarms Private Limited)

**Statement of profit and loss during the year ended March 31st, 2018**

(All amounts in INR)

Particulars	Notes	For year ended March 31, 2018	For year ended March 31, 2017
<b>Income</b>			
Revenue from operations	16	12,30,37,119	-
Other income	17	2,38,731	-
		<b>12,32,75,850</b>	<b>-</b>
<b>Expenses</b>			
Finance costs	18	6,60,58,584	33,548
Depreciation	19	3,75,81,884	-
Other expenses	20	1,27,24,767	3,11,275
		<b>11,69,65,235</b>	<b>3,44,823</b>
		<b>63,10,615</b>	<b>(3,44,823)</b>
<b>Profit/ (Loss) before tax</b>			
Tax expense		12,02,488	-
Current tax		25,13,338	-
Deferred tax	11	-	-
Adjustment of tax related to earlier years		-	-
<b>(Loss) after tax</b>		<b>25,94,789</b>	<b>(3,44,823)</b>
Other Comprehensive Income for the year, net of tax		-	-
		<b>25,94,789</b>	<b>(3,44,823)</b>
<b>Total comprehensive income for the year</b>			
<b>Earning Per equity Share :</b>			
(1) Basic		7.61	(1.28)
(2) Diluted		8.53	(0.43)

As per our report of even date

For SNK & Co.  
Chartered Accountants  
ICAI Firm Registration number: 109176W

per Vilesh Dalva  
Partner  
Membership No. : 133752



Place: Pune  
Date : 15 MAY 2013

For and on behalf of the board of directors of  
Rudra Solarfarms Limited

Rohit Chaudhan  
Director  
DIN : 07393363  
Address : House No.238,  
Sector - 28,  
Gautam Buddha Nagar,  
Noida-201301, UP

Ashish Agrawal  
Director  
DIN : 06897569  
Address : A/63/1,  
DDA SFA Flat  
Saket  
New Delhi-110017

Place: Delhi  
Date : 15 MAY 2013





Statement of Change in Equity

A. Equity Share Capital <span>(All amounts in INR)</span>		
Equity shares of INR 10/- each issued, subscribed and fully paid	Number of shares	Amount
At April 01, 2017	3,41,100	34,11,000
Addition during the year		
At March 31, 2018	3,41,100	34,11,000

Note - 9  
(All amounts in INR)

B. Other Equity For the year ended 31st March 2018	Reserves and Surplus				Total
Particulars	Share application money pending allotment	Equity component of compound financial instruments	Share Premium	Retained earnings	
Balance as at 31st March, 2017		9,98,13,029	8,53,35,000	(5,40,186) 25,94,789	18,46,07,844 25,94,789
Profit/ (Loss) for the year					5,40,85,000
Proceeds received for compulsory convertible Debentures	5,40,85,000				
Transferred to compulsory convertible debentures	(5,35,60,000)	(5,14,01,586)			(10,49,61,586)
Transfer from borrowings					
Utilization of Share premium during the year	5,25,000	4,84,11,443	8,53,35,000	20,54,603	13,63,26,047
Balance at the end of the reporting year					

As per our report of even date

For SNK & Co.  
Chartered Accountants  
ICAI Firm Registration number: 109176W  
per Yflesh Dalva  
Partner  
Membership No. : 133752  
Place: Pune  
Date : 15 MAY 2013


For and on behalf of the board of directors of  
Rudra Solarfarms Limited

Rohit Chauhan  
Director  
DIN : 07393363

Place: Delhi  
Date: 15 MAY 2013

Ashish Agrawal  
Director  
DIN : 06897569

Place: Delhi  
Date: 15 MAY 2013





**Rudra Solarfarms Limited**

(Formerly known as Rudra Solarfarms Private Limited erstwhile known as Rudra Windfarms Private Limited)

**Statement of Cash Flows for the year ended March**

	Amount (in Rs.) March 31, 2018	Amount (in Rs.) March 31, 2017
<b>A Cash flows from operating activities</b>		
Net Profit Before Tax	63,10,615	(3,44,823)
Adjustments for:	3,75,81,884	-
- Depreciation	6,59,15,417	-
- Finance cost	10,98,07,916	(3,44,823)
<b>Adjustments for (increase)/ decrease in Current Asset</b>	(4,72,75,474)	-
- Trade Receivables	(33,76,756)	-
- Other current financial assets		
<b>Adjustments for increase / (decrease) in operating liabilities:</b>	73,64,150	-
- Trade payables	(52,62,21,916)	59,38,60,571
- Other current financial liabilities	3,83,819	-
- Other current liabilities	11,78,617	-
- Current Tax liabilities (Net)		
<b>Cash generated from operations</b>	(45,81,39,644)	59,35,15,748
Income tax paid	12,02,488	-
<b>Net cash from operating activities</b>	<b>(45,93,42,132)</b>	<b>59,35,15,748</b>
<b>B Cash flows from investing activities</b>		
- Purchase of property, plant and equipment (including capital work in progress and capital advance)	(25,03,08,080)	(76,93,98,067)
<b>Net cash used in investing activities</b>	<b>(25,03,08,080)</b>	<b>(76,93,98,067)</b>
<b>C Cash flows from financing activities</b>		
Proceeds from issuance of equity shares including premium	-	4,34,46,000
Proceeds from issue of Debentures	5,35,60,000	13,63,79,000
Proceeds from raising term loan	72,62,01,305	-
Repayment of term loan	(1,06,91,000)	-
Share application money pending allotment	5,25,000	-
Finance cost	(5,71,73,192)	-
<b>Net cash used in financing activities</b>	<b>71,24,22,113</b>	<b>17,98,25,000</b>
<b>Net increase in cash and cash equivalents</b>	<b>27,71,901</b>	<b>39,42,681</b>
Cash & cash equivalents at start of the year	44,87,468	5,44,787
<b>Cash &amp; cash equivalents at end of the year</b>	<b>72,59,369</b>	<b>44,87,468</b>

**Notes:**

- The Statement of Cash Flows has been prepared under the indirect method as set out in Indian Accounting Standard (Ind AS 7) on "Statement of Cash Flows" referred to Section 133 of Companies Act 2013.
- The accompanying notes are an integral part of the financial statements.

As per our report of even date

For SNK &amp; Co.

Chartered Accountants

ICAI Firm Registration number: 109176W

per Vilesh Dalya  
Partner

Membership No. : 133752

Place: Pune

Date: 15 MAY 2013

For and on behalf of the board of directors of  
Rudra Solarfarms LimitedRohit Chauhan  
Director  
DIN : 07393363


Place: Delhi

Date: 15 MAY 2013

Ashish Agrawal  
Director  
DIN : 06897569

Place: Delhi

Date: 15 MAY 2013





3 Property, Plant and Equipment

(All amounts in INR)

Particulars	Land	Power Plant	Capital Work in progress	TOTAL
Gross carrying amount				
At March 31, 2016	2,99,50,015	-	20,25,478	3,19,75,493
Additions	3,00,50,000	-	78,47,09,571	81,47,59,571
Disposals	-	-	-	-
At April 01,2017	6,00,00,015	-	78,67,35,049	84,67,35,064
Additions	-	1,03,70,43,129	-	1,03,70,43,129
Disposals / adjustments (net)	-	-	(78,67,35,049)	(78,67,35,049)
At 31st March 2018	6,00,00,015	1,03,70,43,129	-	1,09,70,43,144
Depreciation				
At March 31, 2016	-	-	-	-
Additions	-	-	-	-
Disposals	-	-	-	-
At April 01,2017	-	-	-	-
Depreciation for the year	-	3,75,81,884	-	3,75,81,884
Disposals / adjustments (net)	-	-	-	-
At 31st March 2018	-	3,75,81,884	-	3,75,81,884
Net block value				
At March 31, 2018	6,00,00,015	99,94,61,245	-	1,05,94,61,260
At March 31, 2017	6,00,00,015	-	78,67,35,049	84,67,35,064






**Rudra Solarfarms Limited**  
(Formerly known as Rudra Solarfarms Private Limited erstwhile known as Rudra Windfarms Private Limited)  
Notes to financial statements for the year ended March 31st, 2018

(All amounts in INR)

<b>4 Trade receivables</b>			
<i>(Unsecured and considered good)</i>			
	Particulars	As at March 31, 2018	As at March 31, 2017
	Trade receivables	4,72,75,474	-
	<b>Total</b>	<b>4,72,75,474</b>	<b>-</b>
<b>Break-up for trade receivables:</b>			
<b>From others</b>			
	Unsecured, considered good	4,72,75,474	-
	Unsecured, considered doubtful	4,72,75,474	-
	Provision for doubtful receivables	4,72,75,474	-
	<b>Total trade receivables</b>	<b>4,72,75,474</b>	<b>-</b>
<b>5 Cash and Cash Equivalent</b>			
	Particulars	As at March 31, 2018	As at March 31, 2017
	Balances with banks:		
	- On current accounts	52,59,369	44,87,468
	- Term deposits with original maturity of less than 3 months	20,00,000	-
	<b>Total</b>	<b>72,59,369</b>	<b>44,87,468</b>
<b>6 Other Current Financial Assets</b>			
	Particulars	As at March 31, 2018	As at March 31, 2017
	Carried at amortised cost		
	Unbilled revenue - Income Accrued but not due	32,00,000	-
	Interest accrued on term deposits	209	-
	<b>Total</b>	<b>32,00,209</b>	<b>-</b>
<b>7 Other Current Assets</b>			
	Particulars	As at March 31, 2018	As at March 31, 2017
	Prepaid Expenses	1,76,547	-
	<b>Total</b>	<b>1,76,547</b>	<b>-</b>





8 Equity share capital			
Particulars		As at March 31, 2018	As at March 31, 2017
<b>Authorised share capital</b>			
10,00,000 (March 31, 2017 : 10,00,000) equity shares of INR 10 each		1,00,00,000	1,00,00,000
<b>Issued, subscribed and fully paid equity share capital</b>			
3,41,100 (March 31, 2017 : 3,41,100) equity shares of INR 10 each		34,11,000	34,11,000
<b>Total</b>		<b>34,11,000</b>	<b>34,11,000</b>
<b>A. Reconciliation of No. of Equity Shares</b>			
		<b>Number of shares</b>	<b>Rs.</b>
<b>At March 31, 2017</b>		<b>3,41,100</b>	<b>34,11,000</b>
Addition during the year			
<b>At March 31, 2018</b>		<b>3,41,100</b>	<b>34,11,000</b>

**B. Terms/Rights attached to shares**

**Terms/Rights attached to equity shares**

The Company has only one class of equity shares having a par value of Rs.10/- per share. Each holder of equity shares is entitled to one vote per share. In the event of liquidation of the Company, the holders of equity shares will be entitled to receive remaining assets of the Company, after distribution of all preferential amounts. The distribution will be in proportion to the number of equity shares held by the shareholders.

**C. Shares held by holding/ultimate holding company and/or their subsidiaries/associates**

Out of equity shares issued by the Company, shares held by its holding company, ultimate holding company and their subsidiaries/associates are as below:

	March 31, 2018 Rs.	March 31, 2017 Rs.
<b>Suzlon Energy Limited, the holding company</b>		
1,73,994 (March 31, 2017: 1,73,994) equity shares of Rs.10/- each	17,39,940	17,39,940

**D. Details of shareholders holdings more than 5% shares**

Name of the shareholder	Number of shares held		Percentage of Holding	
	March 31, 2018	March 31, 2017	March 31, 2018	March 31, 2017
<b>Equity shares of Rs 10 each fully paid</b>				
AMP Asia pte Limited, the holding company	16,71,060	-	48.99%	-
AMPSOLAR India Private Limited	-	16,71,060	-	48.99%
Suzlon Energy Limited	17,39,940	17,39,940	51.01%	51.01%

As per the records of the Company, including its register of shareholder/members and other declarations received from shareholders regarding beneficial interest, the above shareholding represents both legal and beneficial ownership of shares.






**Rudra Solarfarms Limited**  
 (Formerly known as Rudra Solarfarms Private Limited erstwhile known as Rudra Windfarms Private Limited)  
**Notes to financial statements for the year ended March 31st, 2018**

9 Other Equity

For the year ended 31st March 2018

(All amounts in INR)

Particulars	Reserves and Surplus				Total Equity
	Share application money pending allotment	Equity component of compound financial instruments	Share Premium	Retained earnings	
Balance as at 31st March, 2017	-	9,98,13,029	8,53,35,000	(5,40,186)	18,46,07,843
Profit/ (Loss) for the year	-	-	-	25,94,789	25,94,789
Procceds received for compulsory convertible Debentures	5,40,85,000	-	-	-	5,40,85,000
Transferred to compulsory convertible debentures	(5,35,60,000)	(5,14,01,586)	-	-	(10,49,61,586)
Balance at the end of the reporting year	5,25,000	4,84,11,443	8,53,35,000	20,54,603	13,63,26,046





**Rudra Solarfarms Limited**

(Formerly known as Rudra Solarfarms Private Limited erstwhile known as Rudra Windfarms Private Limited)

**Notes to financial statements for the year ended March 31st, 2018****10 Non-current financial liabilities**

Particulars	As at March 31, 2018	As at March 31, 2017
<b>Non-current Borrowings</b>		
<b><u>At amortised cost</u></b>		
Term loan from financial institution (Secured)*	67,63,76,213	
Compulsorily convertible debentures (Unsecured)	15,09,91,286	3,72,87,475
<b>Total</b>	<b>82,73,67,500</b>	<b>3,72,87,475</b>

\* Term loan from IREDA of INR 85,53,00,000 (as on March 31, 2018 company is having undrawn loan facility amounting to INR 11,89,41,479) is taken by the Company for the financing of 15 MW PV Solar project and carries a fixed rate of interest @ 10.55% p.a. In accordance with the terms of the loan agreement, loan is repayable in 60 quarterly installments commencing from March 31, 2018 and ending on December 31, 2032. The loan is secured by exclusive charge on the immovable properties and hypothecation on all the movable fixed assets both present and future.

Also, pledge of equity shareholding of 51% of paid up capital in Rudra Solarfarm Limited being held up by SuzlonEnergy Limited. The effective interest rate of the term loan is 10.79% p.a.





Rudra Solarfarms Limited  
(Formerly known as Rudra Solarfarms Private Limited erstwhile known as Rudra Windfarms Private Limited)  
Notes to financial statements for the year ended March 31st, 2018

11 Deferred tax liabilities (Net)		(All amounts in INR)	
Particulars	As at March 31, 2018	As at March 31, 2017	
Deferred tax liability (net)	25,13,338	-	
Total	25,13,338	-	
Reconciliation of deferred tax asset/(liabilities) (net)		As at March 31, 2017	As at March 31, 2018
Deferred tax liabilities / (asset) in relation to:		Provided during the year	
Impact of difference between tax depreciation and depreciation/ amortization charged for the financial reporting		14,96,18,794	14,96,18,794
DTA Section u/s 35		1,06,275	1,06,275
Unabsorbed depreciation		-14,72,11,731	-14,72,11,731
Total	-	25,13,338	25,13,338





**Rudra Solarfarms Limited**

(Formerly known as Rudra Solarfarms Private Limited erstwhile known as Rudra Windfarms Private Limited)

**Notes to financial statements for the year ended March 31st, 2018**

(All amounts in INR)			
12	<b>Trade payables</b>		
	<b>Particulars</b>	<b>As at March 31, 2018</b>	<b>As at March 31, 2017</b>
	Total outstanding dues of creditors other than micro enterprises and small enterprises (Refer note 24)	1,07,95,343	34,31,193
	Total outstanding dues of micro enterprises and small enterprises	-	-
	<b>Total</b>	<b>1,07,95,343</b>	<b>34,31,193</b>
13	<b>Other current financial liabilities</b>		
	<b>Particulars</b>	<b>As at March 31, 2018</b>	<b>As at March 31, 2017</b>
	Payables for purchase of fixed assets	9,62,42,753	62,24,70,453
	Interest payable	11,601	5,817
	Current maturities of long term loans	3,91,34,092	-
	<b>Total</b>	<b>13,53,88,446</b>	<b>62,24,76,270</b>
14	<b>Other current liabilities</b>		
	<b>Particulars</b>	<b>As at March 31, 2018</b>	<b>As at March 31, 2017</b>
	Statutory dues		
	- IGST Payable	32,400	
	- TDS Payable	3,60,169	8,750
	<b>Total</b>	<b>3,92,569</b>	<b>8,750</b>
15	<b>Current Tax Liabilities (Net)</b>		
	<b>Particulars</b>	<b>As at March 31, 2018</b>	<b>As at March 31, 2017</b>
	Provision for Income Tax (Net of tax)	11,78,617	-
	<b>Total</b>	<b>11,78,617</b>	<b>-</b>






**Rudra Solarfarms Limited**

(Formerly known as Rudra Solarfarms Private Limited erstwhile known as Rudra Windfarms Private Limited)

Notes to financial statements for the year ended March 31st, 2018

<b>16 Revenue from operations</b>		<i>(All amounts in INR)</i>	
	Particulars	As at March 31, 2018	As at March 31, 2017
	Sale of Power	12,30,37,119	-
	<b>Total</b>	<b>12,30,37,119</b>	<b>-</b>
<b>17 Other Income</b>		<i>(All amounts in INR)</i>	
	Particulars	As at March 31, 2018	As at March 31, 2017
	Interest income on term deposits	2,38,731	-
	<b>Total</b>	<b>2,38,731</b>	<b>-</b>
<b>18 Finance costs</b>		<i>(All amounts in INR)</i>	
	Particulars	As at March 31, 2018	As at March 31, 2017
	Interest		
	Fixed loans	5,67,23,205	-
	Interest on compulsory convertible debentures	94,85,393	-
	Other -Transaction Cost	4,19,034	-
	Bank charges	30,952	33,548
	<b>Total</b>	<b>6,66,58,584</b>	<b>33,548</b>
<b>19 Depreciation Expense</b>		<i>(All amounts in INR)</i>	
	Particulars	As at March 31, 2018	As at March 31, 2017
	Depreciation on Tangible Assets	3,75,81,884	-
	<b>Total</b>	<b>3,75,81,884</b>	<b>-</b>
<b>20 Other expenses</b>		<i>(All amounts in INR)</i>	
	Particulars	As at March 31, 2018	As at March 31, 2017
	Operation and maintenance charges	58,92,771	-
	Travelling and conveyance	4,27,696	-
	Legal & professional expenses	53,72,172	2,26,875
	Rates and taxes	1,27,462	4,500
	Electricity expenses	51,225	-
	Other selling and administrative expenses	13,709	68,400
	Auditors' remuneration and expenses	1,18,300	11,500
	Repair and maintenance	3,74,080	-
	Insurance	3,47,352	-
	<b>Total</b>	<b>1,27,24,767</b>	<b>3,11,275</b>
<b>Payment to auditor:</b>			
<b>As auditor</b>			
	Audit fee	1,18,300	11,500
<b>In other capacity</b>			
	Reimbursement of expenses	-	-
	<b>Total</b>	<b>1,18,300</b>	<b>11,500</b>





Rudra Solarfarms Limited  
(Formerly known as Rudra Solarfarms Private Limited erstwhile known as Rudra Windfarms Private Limited)  
Notes to financial statements for the period ended March 31st, 2018

21. Earnings per share				For the year ended		For the year ended	
Particulars				March 31, 2018		March 31, 2017	
Calculation of Weighted average no. of equity shares for the purpose of BEPS							
Date of Issue	No. of Shares accumulated	Cut off date	No. of Days	Weighted Average no of shares	Cut off date	No. of Days	Weighted Average no of shares
12-May-15	10,000	31-Mar-18	-	-	31-Mar-17	-	-
8-Jan-16	1,50,000	31-Mar-18	-	-	31-Mar-17	32	11,397
3-May-16	1,74,000	31-Mar-18	-	-	31-Mar-17	118	56,252
29-Aug-16	3,41,100	31-Mar-18	365	3,41,100	31-Mar-17	215	2,00,922
Total				3,41,100	2,68,571		
BEPS =				Net profit for the year attributable to equity shareholders Weighted average no. of equity shareholders		7.61 (1.28)	

Calculation of DEPS		
Particulars		Amount (Rs.)
Calculation of Adjusted profit		
Profit for ESH		25,94,789
Interest on CCD		94,85,393
Tax Impact on Interest on CCD		(29,30,986)
Adjusted Profit		91,49,195

Total earnings		No. of shares	Total earnings		No. of shares
Basic earning		25,94,789	(3,44,823)		2,68,571
Dilution effect (Net of tax)		65,54,406	-		5,25,059
Dilutive earning		91,49,195	(3,44,823)		7,93,630
DEPS =		Adjusted Profit Attributable to equity shareholders Adjusted Weighted average no. of equity share	8.53	(0.43)	

Reconciliation for weighted average no. of equity shareholders		
The following is a reconciliation of the equity shares used in the computation of basic and diluted earnings per equity share:		
Basic earnings per equity share - weighted average number of equity shares outstanding		3,41,100
Effect of dilutive common equivalent shares - share options outstanding		7,31,265
Diluted earnings per equity share - weighted average number of equity shares and common equivalent shares outstanding		10,72,365





**Rudra Solarfarms Limited**  
(Formerly known as Rudra Solarfarms Private Limited erstwhile known as Rudra Windfarms Private Limited)  
**Notes to financial statements for the period ended March 31st, 2018**

**22. Related party disclosures:**

The list of related parties as identified by the management is as under:

**Related parties where control exists**

**Holding Company:**

Suzlon Energy Limited

**Key Managerial personnel:**

Shyma Lal Sharma - Director  
Mukesh Kumar - Director  
Ashish Agrawal - Nominee Director  
Rohit Chauhan - Nominee Director

**Related parties with whom transactions have taken place during the year**

**Fellow subsidiary of holding Company:**

Suzlon Global Services Ltd  
Suzlon Gujarat Wind Park Limited

**Joint Venture**

Following transactions were carried out with related parties in the ordinary course of business for the Year ended March 31, 2018.

AMP Solar Asia Holdings Pte Ltd

Nature of transaction	For the year ended	For the year ended
	March 31, 2018	March 31, 2017
<b>a). Expenditure incurred on behalf of company</b>		
Suzlon Energy Limited	18,73,777	17,26,450
<b>b). Operation &amp; Maintenance Services</b>		
Suzlon Global Services Limited	58,92,771	-
<b>c). Purchase of fixed assets</b>		
Suzlon Gujarat Wind Park Limited	9,99,12,572	3,00,50,000
Suzlon Energy Limited	15,41,81,248	75,87,60,627

**2. Balances outstanding at the end of the year**

Nature of transaction	For the year ended	For the year ended
	March 31, 2018	March 31, 2017
<b>a). Payable</b>		
Suzlon Energy Limited	1,41,76,681	60,84,16,744
Suzlon Global Services Limited	18,89,500	-
Suzlon Gujarat Wind Park Limited	8,42,35,966	1,43,49,826





**Rudra Solarfarms Limited**

(Formerly known as Rudra Solarfarms Private Limited erstwhile known as Rudra Windfarms Private Limited)


**Notes to financial statements for the period ended March 31st, 2018****23. Segment information**

The Company is primarily in the business of generation of solar power (Refer Note 1). Considering the nature of Company's business and operations, there are no separate reportable segments (business and/ or geographical) in accordance with the requirements of Indian Accounting Standard 108, 'Operating Segments' referred in to Companies (Indian Accounting Standards) Rules, 2015 and Companies (Indian Accounting Standards) Amendment Rules, 2016 and hence, no additional disclosures are provided other than those already provided in the financial statements.

**24. Details of dues to micro and small enterprises as defined under the MSMED Act, 2006**

The Micro, Small and Medium Enterprises have been identified by management from the available information. On the basis of the information and records available with the management, there are no outstanding dues to the Micro, Small and Medium Enterprises development Act, 2006.

Particulars	For the year ended March 31, 2018	For the year ended March 31, 2017
The principal amount and the interest due thereon remaining unpaid to any supplier as at the end of each accounting year	Nil	Nil
Principal amount due to micro and small enterprises	Nil	Nil
Interest due on above	Nil	Nil
The amount of interest paid by the buyer in terms of section 16 of the MSMED Act 2006 along with the amounts of the payment made to the supplier beyond the appointed day during each accounting year	Nil	Nil
The amount of interest due and payable for the period of delay in making payment (which have been paid but beyond the appointed day during the year) but without adding the interest specified under the MSMED Act 2006.	Nil	Nil
The amount of interest accrued and remaining unpaid at the end of each accounting year	Nil	Nil
The amount of further interest remaining due and payable even in the succeeding years, until such date when the interest dues as above are actually paid to the small enterprise for the purpose of disallowance as a deductible expenditure under section 23 of the MSMED Act 2006	Nil	Nil





**Rudra Solarfarms Limited**

(Formerly known as Rudra Solarfarms Private Limited erstwhile known as Rudra Windfarms Private Limited)

**Notes to financial statements for the period ended March 31st, 2018**

---

**25. Commitments and contingencies****(a) Commitments**

The Company has entered into a Power Purchase Agreement (PPA) on 29th day of February 2016 with Southern Power Distribution company of Telangana Limited for a period of 25 years from commercial operation date @ Rs.5.60 / kwh. to supply power.

**(b) Contingent liabilities**

The Company does not have any pending litigations which would impact its financial position.

**26. Deferred taxes**

The Company follows Indian Accounting Standard (Ind AS 12) "Income Taxes", referred to in section 133 read together with the Companies (Indian Accounting Standards) Rules, 2015 of the Companies Act, 2013.





**Rudra Solarfarms Limited**


(Formerly known as Rudra Solarfarms Private Limited erstwhile known as Rudra Windfarms Private Limited)

**Notes to financial statements for the period ended March 31st, 2018**

**27. Capitalization of expenditure (net)**

During the previous year, the Company had capitalized the following expenses to the cost of property, plant and equipment and construction in progress. Consequently, expenses disclosed under the respective notes are net of amounts capitalized by the Company.

Particulars	March 31, 2018	March 31, 2017
Other expenses	5,21,216	69,14,956
Finance costs	49,86,996	1,05,78,728
Total	55,08,212	1,74,93,684





28. Fair values

Set out below, is a comparison by class of the carrying amounts and fair value of the Company's financial instruments, other than those with carrying amounts that are reasonable approximations of fair values:

	Carrying value		Fair value	
	As at March 31, 2018	As at March 31, 2017	As at March 31, 2018	As at March 31, 2017
<b>Financial liabilities carried at amortised cost</b>				
Term Loans from banks and financial institutions - In Indian Currency	71,55,10,305	-	71,55,10,305	-
0.01% - 13% Compulsorily convertible debentures (Unsecured)	15,09,91,286	3,72,87,475	15,09,91,286	3,72,87,475
<b>Total</b>	<b>86,65,01,591</b>	<b>3,72,87,475</b>	<b>86,65,01,591</b>	<b>3,72,87,475</b>

The management assessed that cash and cash equivalents, other bank balances, trade receivables, unbilled revenue, receivable from related parties, short term borrowings, trade payables and security deposits paid approximate their carrying amounts largely due to the short-term maturities of these instruments.

The fair value of the financial assets and liabilities is included at the price that would be received to sell an asset or paid to transfer a liability in an orderly transaction between market participants at measurement date.

The following methods and assumptions were used to estimate the fair values:  
Fair value of long-term loan having floating rate of interest approximate the carrying amounts of those loans as there has was no significant change in the company's own credit risk during the current year.





29. Fair Value Hierarchy

The following table provides the fair value measurement hierarchy of the Company's assets and liabilities.

Quantitative disclosures fair value measurement hierarchy for liabilities as at March 31, 2018:

		Fair value measurement using		
Date of valuation	Total	Quoted prices in active markets (Level 1)	Significant observable inputs (Level 2)	Significant unobservable inputs (Level 3)
Financial liabilities carried at amortised cost				
A. Borrowings:				
(i) Amortised Cost:				
Term Loans from banks and financial institutions - In Indian Currency	March 31, 2018	71,55,10,305	-	71,55,10,305
0.01% - 13%	March 31, 2018	15,09,91,286	-	15,09,91,286
Compulsorily convertible debentures (Secured)				

There have been no transfers between Level 1 and Level 2 during the period.

Quantitative disclosures fair value measurement hierarchy for liabilities as at March 31, 2017:

		Fair value measurement using		
Date of valuation	Total	Quoted prices in active markets (Level 1)	Significant observable inputs (Level 2)	Significant unobservable inputs (Level 3)
Financial liabilities carried at amortised cost				
A. Borrowings:				
(i) Amortised Cost:				
0.01% - 13%	March 31, 2017	3,72,87,475	-	3,72,87,475
Compulsorily convertible debentures (Secured)				

There have been no transfers between Level 1 and Level 2 during the period.

The management assessed that cash and cash equivalents, other bank balances, trade receivables, unbilled revenue, receivable from related parties, short term borrowings and trade payables paid approximate their carrying amounts largely due to the short-term maturities of these instruments.





**30. Financial risk management objectives and policies**

The Company's principal financial liabilities comprise loans and borrowings, trade and other payables and other financial liabilities. The main purpose of these financial liabilities is to finance the company's operations. The company's principal financial assets include loans, investments, trade and other receivables, cash and cash equivalents and other financial assets.

The Company is exposed to market risk, credit risk and liquidity risk. The Company's senior management oversees the management of these risks. The Board of Directors reviews and agrees policies for managing each of these risks, which are summarised below.

**Market risk**

Market risk is the risk that the fair value of future cash flows of a financial instrument will fluctuate because of changes in market prices. Market risk comprises three types of risk: interest rate risk, currency risk and other price risk. Financial instruments affected by market risk include loans and borrowings, deposits.

The sensitivity analyses in the following sections relate to the position as at **March 31, 2018** and **March 31, 2017**.

**Interest rate risk**

Interest rate risk is the risk that the fair value of future cash flows of a financial instrument will fluctuate because of changes in market interest rates. The company's exposure to the risk of changes in market interest rates relates primarily to the company's long-term debt obligations with floating interest rates.

**Interest Rate Sensitivity**

The following table demonstrates the sensitivity to a reasonably possible change in interest rates on that portion of loans and borrowings affected. With all other variables held constant, the Company's profit before tax is affected through the impact on floating rate borrowings, as follows:

	Increase/decrease in basis points		Effect on profit before tax		Effect on profit before tax
			March 31, 2018		March 31, 2017
INR	+ / (-) 50	(-) / +	33,26,135	(-) / +	29

The assumed movement in basis points for the interest rate sensitivity analysis is based on the currently observable market environment.

**Credit risk**

Credit risk is the risk that counterparty will not meet its obligations under a financial instrument or customer contract, leading to a financial loss. The Company is exposed to credit risk from their operating activities (primarily trade receivables) and from its financing activities, including deposits with banks and financial institutions, foreign exchange transactions and other financial instruments.

**Trade receivables**

Customer credit risk is managed on the basis of Company's established policy, procedures and control relating to customer credit risk management. Outstanding customer receivables are regularly monitored. The Company evaluates the concentration of risk with respect to trade receivable as high, Company primarily generates revenue from sale of power to single off taker. However since the trade receivables mainly comprise of state utilities/government entities, the Company does not foresee any credit risk attached to receivables from such state utilities/government entities. The Company does not hold collateral as security.

An impairment analysis is performed at each reporting date. The maximum exposure to credit risk at the reporting date is the carrying value of each class of financial assets disclosed in Note 4 to the financial statements. The Company does not hold collateral as security. The Company evaluates the concentration of risk with respect to trade receivables as low, as its customers is only statutory bodies/corporation under state govt involved in electricity generation and distribution.

**Financial instruments and cash deposits**

Credit risk from balances with banks and financial institutions is managed by the Company's treasury department in accordance with the Company's policy. Investments of surplus funds are made only with approved counterparties and within credit limits assigned to each counterparty. The limits are set to minimize the concentration of risks and therefore mitigate financial loss through counterparty's potential failure to make payments.

**Liquidity risk**

Liquidity risk is the risk that Company will encounter in meeting the obligations associated with its financial liabilities that are settled by delivering cash or another financial asset. The approach of Company to manage liquidity is to ensure , as far as possible, that these will have sufficient liquidity to meet their respective liabilities when they are due, under both normal and stressed conditions, without incurring unacceptable losses or risk damage to their reputation.

The Company assessed the concentration of risk with respect to refinancing its debt and concluded it to be low. The Company has access to a sufficient variety of sources of funding and debt maturing within 12 months.

The table below summarizes the maturity profile of the Company's financial liabilities based on contractual undiscounted payments.

	On demand	Less than 3 months	3 to 12 months	1 to 5 years	> 5 years	Total
<b>Year ended</b>						
<b>As at March 31, 2018</b>						
Borrowings*	-	2,87,09,044	-3,41,23,109	60,16,72,300	87,45,88,036	1,47,08,46,271
Other financial liabilities	-	30,35,952	91,07,857	6,37,10,242	21,99,00,291	29,57,54,342
	-	<b>3,17,44,996</b>	<b>-2,50,15,252</b>	<b>66,53,82,542</b>	<b>1,09,44,88,327</b>	<b>1,76,66,00,613</b>
<b>Year ended</b>						
<b>As at March 31, 2017</b>						
Borrowings*	-	-	-	-	-	-
Other financial liabilities	-	3,410	10,229	3,28,15,652	12,80,95,286	16,09,24,577
	-	<b>3,410</b>	<b>10,229</b>	<b>3,28,15,652</b>	<b>12,80,95,286</b>	<b>16,09,24,577</b>

\*Including interest on long-term borrowings





**Rudra Solarfarms Limited**

(Formerly known as Rudra Solarfarms Private Limited erstwhile known as Rudra Windfarms Private Limited)

**Notes to financial statements for the period ended March 31st, 2018****31. Capital management**

For the purpose of the Company's capital management, capital includes issued equity capital, share premium and all other equity reserves attributable to the equity holders of the parent. The primary objective of the Company's capital management is to maximise the shareholder value.

The Company manages its capital structure and makes adjustments in light of changes in economic conditions and the requirements of the financial covenants. To maintain or adjust the capital structure, the Company may adjust the dividend payment to shareholders, return capital to shareholders or issue new shares. The Company monitors capital using a gearing ratio, which is net debt divided by total capital plus net debt. The Company's policy is to keep the gearing ratio between 75% and 90%. The Company includes within net debt, interest bearing loans and borrowings, trade and other payables, less cash and cash equivalents.

Particulars	At March 31, 2018	At March 31, 2017
Borrowings	86,65,01,590	3,72,87,475
Trade payables and other payables	10,70,49,697	62,59,07,463
Less: Cash and cash equivalents	72,59,369	44,87,468
<b>Net debts</b>	<b>98,08,10,657</b>	<b>66,76,82,406</b>
<b>Equity</b>	<b>13,97,37,047</b>	<b>18,80,18,844</b>
<b>Total Capital</b>	<b>13,97,37,047</b>	<b>18,80,18,844</b>
<b>Capital and net debt</b>	<b>1,12,05,47,703</b>	<b>85,57,01,250</b>
<b>Gearing ratio (%)</b>	<b>87.53%</b>	<b>78.03%</b>

In order to achieve this overall objective, the Company's capital management, amongst other things, aims to ensure that it meets financial covenants attached to the interest-bearing loans and borrowings that define capital structure requirements. There have been no breaches in the financial covenants of any interest-bearing loans and borrowing in the current period.

No changes were made in the objectives, policies or processes for managing capital during the years ended March 31, 2018 and March 31, 2017.





**Rudra Solarfarms Limited**

(Formerly known as Rudra Solarfarms Private Limited erstwhile known as Rudra Windfarms Private Limited)

**Notes to financial statements for the period ended March 31st, 2018**

---

**32. Significant accounting judgments, estimates and assumptions**

The preparation of the Company's financial statements requires management to make judgments, estimates and assumptions that affect the reported amounts of revenues, expenses, assets and liabilities, and the accompanying disclosures, and the disclosure of contingent liabilities. Uncertainty about these assumptions and estimates could result in outcomes that require a material adjustment to the carrying amount of assets or liabilities affected in future periods.

**A. Judgments**

In the process of applying the Company's accounting policies, management has made the following judgments, which have the most significant effect on the amounts recognized in the financial statements:

**B. Estimates and assumptions**

The key assumptions concerning the future and other key sources of estimation uncertainty at the reporting date, that have a significant risk of causing a material adjustment to the carrying amounts of assets and liabilities within the next financial year, are described below. The Company based its assumptions and estimates on parameters available when the financial statements were prepared. Existing circumstances and assumptions about future developments, however, may change due to market changes or circumstances arising beyond the control of the Company. Such changes are reflected in the assumptions when they

**(i) Fair value measurement of financial instruments**

When the fair values of financial assets and financial liabilities recorded in the balance sheet cannot be measured based on quoted prices in active markets, their fair value is measured using valuation techniques including the DCF model. The inputs to these models are taken from observable markets where possible, but where this is not feasible, a degree of judgment is required in establishing fair values.

Assumptions include considerations of inputs such as liquidity risk, credit risk and volatility. Changes in assumptions about

**(ii) Depreciation on property, plant and equipment**

As per the legal view obtained by the Company, it is regulated under the Electricity Act, 2003 accordingly as per the provision to section 129 of Companies Act, 2013, depreciation has to be charged as per the rates notified by the CERC Regulation.

Depreciation on other fixed assets of the Company is calculated on a straight-line basis using the rates arrived at based on the useful lives estimated by the management. The management has re-estimated useful lives and residual values of all its property, plant and equipment. The management based upon the nature of asset, the operating condition of the asset, the estimated usage of the asset, past history of replacement and anticipated technological changes, believes that depreciation rates currently used fairly reflect its estimate of the useful lives and residual values of property, plant and equipment, though these rates in certain

