

(1)(a) STATEMENT SHOWING SHAREHOLDING PATTERN IN CLAUSE-35			
NAME OF THE COMPANY: SUZLON ENERGY LIMITED			
SCRIP CODE:	532667 (BSE)	Name of the Scrip: SUZLON (NSE)	
Class of Security:	Equity Shares of Rs.2 each		
QUARTER ENDED:	31-12-13		
Partly paid-up shares	No. of partly paid-up shares	As a % of total no. of partly paid-up shares	As a % of total no. of shares of the Company.
Held by promoter/promoter group	0	0	0
Held by Public	0	0	0
Total:	0	0	0
Outstanding convertible securities: (See note below)	No. of outstanding securities	As a % of total no. of outstanding convertible securities.	As a % of total no. of shares of the Company assuming full conversion of the convertible securities
Held by promoter/promoter group	0	0	0
Held by Public	0	0	0
Total:	0	0	0
Warrants:	No. of warrants	As a % of total no. of warrants	As a % of total no. of shares of the Company, assuming full conversion of warrants
Held by promoter/promoter group	0	0	0
Held by Public	0	0	0
Total:	0	0	0
Total paid-up capital of the Company, assuming full conversion of warrants and convertible securities	0	0	0

Note:


Following are Outstanding Balances of Foreign Currency Convertible Bonds (FCCBs) under various tranches as on 31-12-13

Tranche	Outstanding Amount (USD)
USD 200,000,000 Zero Coupon Convertible Bonds Due 2012	121,368,000
USD 20,796,000 7.5% Convertible Bonds Due October 2012	20,796,000
USD 90,000,000 Zero Coupon Convertible Bonds Due 2014	90,000,000
USD 175,000,000 5% Convertible Bonds Due 2016	175,000,000

For Suzlon Energy Limited



Company Secretary




Name of the Company : SUZLON ENERGY LIMITED								
Symbol: SUZLON EQ / Scrip Code: 532667						Quarter ended: 31-12-13		
(I)(a) STATEMENT SHOWING SHAREHOLDING PATTERN								
Category code	Category of shareholder	Number of shareholders	Total number of shares (Rs. 2 each)	Number of shares held in dematerialised form (Rs. 2 each)	Total shareholding as a percentage (%) of total number of shares		Shares pledged or otherwise encumbered	
					As a % of (A+B)	As a % of (A+B+C)	Number of shares (Rs. 2 each)	As a %
(I)	(II)	(III)	(IV)	(V)	(VI)	(VII)	(VIII)	(IX)=(VIII)/(IV) *100
(A) PROMOTER AND PROMOTER GROUP								
(1) INDIAN								
(a)	Individuals / Hindu Undivided Family	18	598384000	598384000	24.83	24.76	598285964	99.98
(b)	Central Government / State Government(s)	0	0	0	0.00	0.00	0	0.00
(c)	Bodies Corporate	5	376620942	376620942	15.63	15.58	191400000	50.82
(d)	Financial Institutions / Banks	0	0	0	0.00	0.00	0	0.00
(e)	Any Other (Specify)	0	0	0	0.00	0.00	0	0.00
	Sub-Total A(1) :	23	975004942	975004942	40.45	40.34	789685964	80.99
(2) FOREIGN								
(a)	Individuals (Non-Resident Individuals / Foreign Individuals)	0	0	0	0.00	0.00	0	0.00
(b)	Bodies Corporate	0	0	0	0.00	0.00	0	0.00
(c)	Institutions	0	0	0	0.00	0.00	0	0.00
(d)	Qualified Foreign Investor	0	0	0	0.00	0.00	0	0.00
(e)	Any Other (Specify)	0	0	0	0.00	0.00	0	0.00
	Sub-Total A(2) :	0	0	0	0.00	0.00	0	0.00
	Total shareholding of Promoter & Promoter Group A=A(1)+A(2)	23	975004942	975004942	40.45	40.34	789685964	80.99
(B) PUBLIC SHAREHOLDING							NA	NA
(1) INSTITUTIONS								
(a)	Mutual Funds /UTI	19	28795310	28795310	1.19	1.19		
(b)	Financial Institutions / Banks	29	410448508	410448508	17.03	16.98		
(c)	Central Government / State Government(s)	0	0	0	0.00	0.00		
(d)	Venture Capital Funds	0	0	0	0.00	0.00		
(e)	Insurance Companies	2	56728750	56728750	2.35	2.35		
(f)	Foreign Institutional Investors	79	153858043	153858043	6.38	6.37		
(g)	Foreign Venture Capital Investors	0	0	0	0.00	0.00		
(h)	Qualified Foreign Investor	0	0	0	0.00	0.00		
(i)	Any Other	0	0	0	0.00	0.00		
	Sub-Total B(1) :	129	649830611	649830611	26.96	26.89		
(2) NON-INSTITUTIONS								
(a)	Bodies Corporate	3387	102926828	102926828	4.27	4.26		
(b)	Individuals							
	i. Individual shareholders holding nominal share capital up to Rs.1 Lac	923271	527680305	527646447	21.89	21.83		



Category code	Category of shareholder	Number of shareholders	Total number of shares (Rs. 2 each)	Number of shares held in dematerialised form (Rs. 2 each)	Total shareholding as a percentage (%) of total number of shares		Shares pledged or otherwise encumbered	
					As a % of (A+B)	As a % of (A+B+C)	Number of shares (Rs. 2 each)	As a %
(I)	(II)	(III)	(IV)	(V)	(VI)	(VII)	(VIII)	(IX)=(VIII)/(IV) *100
	ii. Individual shareholders holding nominal share capital in excess of Rs.1 Lac	623	113793490	113793490	4.72	4.71		
(c)	Qualified Foreign Investor	1	24822	24822	0.00	0.00		
(d)	Any Other							
	i. Non Resident Indians	8241	36966578	36966578	1.53	1.53		
	ii. Clearing Members	357	2729676	2729676	0.11	0.11		
	iii. Foreign Nationals	3	57000	57000	0.00	0.00		
	iv. Trusts	27	1151975	1151975	0.05	0.05		
	Sub-Total B(2) :	935910	785330674	785296816	32.58	32.49		
	Total Public shareholding B=B(1)+B(2) :	936039	1435161285	1435127427	59.55	59.38		
	Total (A+B) :	936062	2410166227	2410132369	100.00	99.72	789685964	32.76
(C)	SHARES HELD BY CUSTODIANS AND AGAINST WHICH DEPOSITORY RECEIPTS HAVE BEEN ISSUED						NA	NA
(1)	Promoter and Promoter Group	0	0	0	NA	0.00		
(2)	Public	1	6884712	6884712	NA	0.28		
	GRAND TOTAL (A)+(B)+(C)	936063	2417050939	2417017081	NA	100.00	789685964	32.67




Sr.No	(i)(b) Name of the Shareholder	Statement showing holding of securities (including shares, warrants, convertible securities) of persons belonging to the category "Promoter and Promoter Group"		Encumbered shares (*)		As a percentage of grand total (A) + (B) + (C) of sub-clause (I)(a)	Details of Warrants		Number of convertible securities held	As a % of total convertible securities of the same class	Total Shares (including underlying full conversion of warrants and convertible securities) as a % of diluted share capital	
		(ii) No. of Shares held	(iii) As a % of grand total (A)+(B)+(C)	(iv) As a % of grand total (A)+(B)+(C)	(v) Plledge Shares		(vi) As a percentage of grand total (A) + (B) + (C) of sub-clause (I)(a)	(vii) Number of warrants held				(viii) As a % of total warrants of the same class
1	Tulsi R. Tanti	39050000	0.16%	0.16%	3904253	99.98%	0.16%	0	0.00	0	0.00	0.00
2	Chha T. Tanti	64512000	2.67%	2.67%	64512000	100.00%	2.67%	0	0.00	0	0.00	0.00
3	Tulsi R. Tanti as karta of Ranchhodhbhai Ranjibhai HUF	180000000	0.74%	0.74%	180000000	100.00%	0.74%	0	0.00	0	0.00	0.00
4	Tulsi R. Tanti as karta of Ranchhodhbhai Ranjibhai HUF	42570000	1.76%	1.76%	42570000	100.00%	1.76%	0	0.00	0	0.00	0.00
5	Tulsi R. Tanti J/w. Vinod R. Tanti J/w. Jitendra R. Tanti	42560000	1.76%	1.76%	42560000	100.00%	1.76%	0	0.00	0	0.00	0.00
6	Tanti Holdings Private Limited	154626093	6.40%	6.40%	154400000	99.85%	6.39%	0	0.00	0	0.00	0.00
7	Vinod R. Tanti	11967000	0.47%	0.47%	11967000	100.00%	0.47%	0	0.00	0	0.00	0.00
8	Jitendra R. Tanti	12400000	0.51%	0.51%	12400000	100.00%	0.51%	0	0.00	0	0.00	0.00
9	Sangita V. Tanti	70182000	2.90%	2.90%	70182000	100.00%	2.90%	0	0.00	0	0.00	0.00
10	Lina J. Tanti	70182000	2.90%	2.90%	70182000	100.00%	2.90%	0	0.00	0	0.00	0.00
11	Rambhoben Ukabhai Vinod R. Tanti as karta of Vinod Ranchhodhbhai HUF	3000	0.00%	0.00%	18900000	0.00%	0.00%	0	0.00	0	0.00	0.00
12	Vinod R. Tanti as karta of Vinod Ranchhodhbhai HUF	18900000	0.78%	0.78%	18900000	100.00%	0.78%	0	0.00	0	0.00	0.00
13	Jitendra R. Tanti as karta of Jitendra Ranchhodhbhai HUF	12723000	0.53%	0.53%	12723000	100.00%	0.53%	0	0.00	0	0.00	0.00
14	Pranav T. Tanti	59067000	2.44%	2.44%	59067000	100.00%	2.44%	0	0.00	0	0.00	0.00
15	Nidhi T. Tanti	3052000	0.13%	0.13%	3000000	98.30%	0.12%	0	0.00	0	0.00	0.00
16	Rajan V. Tanti	16605000	0.69%	0.69%	16600000	99.97%	0.69%	0	0.00	0	0.00	0.00
17	Brij J. Tanti	37117000	1.54%	1.54%	37100000	99.95%	1.53%	0	0.00	0	0.00	0.00
18	Trisha J. Tanti	15120000	0.63%	0.63%	15100000	99.87%	0.62%	0	0.00	0	0.00	0.00
19	Girish R. Tanti	100019000	4.14%	4.14%	100018711	100.00%	4.14%	0	0.00	0	0.00	0.00
20	Sunuchi Holdings Private Limited	4275000	0.18%	0.18%	4000000	93.57%	0.17%	0	0.00	0	0.00	0.00
21	Sugati Holdings Private Limited	164718354	7.64%	7.64%	0	0.00%	0.00%	0	0.00	0	0.00	0.00
22	Samanvaya Holdings Private Limited	33001495	1.37%	1.37%	33000000	100.00%	1.37%	0	0.00	0	0.00	0.00
	TOTAL :	975004942	40.34%	40.34%	789685964	80.99%	32.67%	0	0.00	0	0.00	0.00



(I)(c)(i) Statement showing holding of securities (including shares, warrants, convertible securities) of persons belonging to the category "Public" and holding more than 1% of the total number of shares							
Sr.No.	Name of the shareholder	Number of shares held	Shares as a percentage of total number of shares (i.e., Grand total (A)+(B)+(C) indicated in Statement at para (I)(a) above)	Number of warrants held	As a % of total warrants of the same class	Details of convertible securities of convertible securities held	Total shares (including underlying shares assuming full conversion of warrants and convertible securities) as a % of diluted share capital)
1	IDBI BANK LTD.	148362613	6.14	0	0.00	0	0.00
2	STATE BANK OF INDIA	73200005	3.03	0	0.00	0	0.00
3	LIFE INSURANCE CORPORATION OF INDIA	56428750	2.33	0	0.00	0	0.00
4	PUNJAB NATIONAL BANK	38636349	1.60	0	0.00	0	0.00
5	BANK OF BARODA	28608883	1.18	0	0.00	0	0.00
6	INDIAN OVERSEAS BANK	26887321	1.11	0	0.00	0	0.00
7	CITICORP INTERNATIONAL FINANCE CORPORATION	25000000	1.03	0	0.00	0	0.00
8	CENTRAL BANK OF INDIA	24087977	1.00	0	0.00	0	0.00
	TOTAL :	42121898	17.43	0	0.00	0	0.00

(I)(c)(ii) Statement showing holding of securities (including shares, warrants, convertible securities) of persons (together with PAC) belonging to the category "Public" and holding more than 1% of the total number of shares of the company							
Sr.No.	Name(s) of the shareholder(s) and the Persons Acting in Concert (PAC) with them	Number of shares held	Shares as a percentage of total number of shares (i.e., Grand total (A)+(B)+(C) indicated in Statement at para (I)(a) above)	Number of warrants held	As a % of total warrants of the same class	Details of convertible securities of convertible securities held	Total shares (including underlying shares assuming full conversion of warrants and convertible securities) as a % of diluted share capital)
1	IDBI BANK LTD.	148362613	6.14	0	0.00	0	0.00
	TOTAL :	148362613	6.14	0	0.00	0	0.00

(I)(d) Statement showing details of locked-in shares			
Sr.No.	Name of the Shareholder	No. of locked-in shares of Rs.2 each	Locked-in shares as % of total no. of shares (i.e. Grand Total (A)+(B)+(C) indicated in statement at para (I)(a) above
1	IDBI BANK LTD.	148362613	6.14%
2	STATE BANK OF INDIA	73200005	3.03%
3	PUNJAB NATIONAL BANK	38636349	1.60%
4	CENTRAL BANK OF INDIA	25203977	1.04%
5	BANK OF BARODA	28608883	1.18%
6	INDIAN OVERSEAS BANK	27021821	1.12%
7	EXPORT-IMPORT BANK OF INDIA	13436589	0.56%
8	AXIS BANK LIMITED	7568448	0.31%
9	ORIENTAL BANK OF COMMERCE	6647009	0.28%
10	STATE BANK OF PATIALA	8264378	0.34%
11	ICICI BANK LTD	4828794	0.20%
12	STATE BANK OF BIKANER AND JAIPUR	7137660	0.30%
13	DENA BANK	5151824	0.21%
14	BANK OF MAHARASHTRA CORPORATION BANK	4308796	0.18%
15	CORPORATION BANK	3229504	0.13%
16	BANK OF INDIA	3057459	0.13%
17	UNION BANK OF INDIA	3157190	0.13%
18	LIFE INSURANCE CORPORATION OF INDIA	56428750	2.33%
19	SAMIMERU WINDFARMS PRIVATE LIMITED	11885467	0.43%
20	SUGATI HOLDINGS PRIVATE LIMITED	184718354	7.64%
	TOTAL :	660853870	27.34%



(II)(a) Sr.No.	Statement showing details of Depository Receipts Type of outstanding DR (ADRs, GDRs, SDRs, etc.)	Number of outstanding DRs	Number of shares underlying outstanding DRs (Rs.2 each)	Shares underlying outstanding DRs as a percentage of total number of shares (i.e., Grand Total (A)+(B)+(C) indicated in Statement at para(I)(a) above)
1	Global Depository Receipts	1721178	6884712	0.28%
	TOTAL :	1721178	6884712	0.28%
(II)(b) Sr.No.	Statement showing holding of Depository Receipts (DRs), where underlying shares held by Promoter / Promoter Group, are in excess of 1% of the total number of shares Name of DR Holder	Type of outstanding DR (ADRs, GDRs, SDRs etc.)	Number of shares underlying outstanding DRs (Rs.2 each)	Shares underlying outstanding DRs as a percentage of total number of shares (i.e., Grand Total (A)+(B)+(C) indicated in Statement at para(I)(a) above)
	Not Applicable	0	0	0.00%
	TOTAL :	0	0	0.00%

