

(1)(a) STATEMENT SHOWING SHAREHOLDING PATTERN IN CLAUSE-35			
NAME OF THE COMPANY: SUZLON ENERGY LIMITED			
SCRIP CODE:	532667 (BSE)	Name of the Scrip: SUZLON (NSE)	
Class of Security:	Equity Shares of Rs.2 each		
QUARTER ENDED:	6/30/2012		
Partly paid-up shares	No. of partly paid-up shares	As a % of total no. of partly paid-up shares	As a % of total no. of shares of the Company.
Held by promoter/promoter group	0	0	0
Held by Public	0	0	0
Total:	0	0	0
Outstanding convertible securities: (See note below)	No. of outstanding securities	As a % of total no. of outstanding convertible securities.	As a % of total no. of shares of the Company assuming full conversion of the convertible securities
Held by promoter/promoter group	0	0	0
Held by Public	0	0	0
Total:	0	0	0
Warrants:	No. of warrants	As a % of total no. of warrants	As a % of total no. of shares of the Company, assuming full conversion of warrants
Held by promoter/promoter group	0	0	0
Held by Public	0	0	0
Total:	0	0	0
Total paid-up capital of the Company, assuming full conversion of warrants and convertible securities	0	0	0

Note:


Following are Outstanding Balances of Foreign Currency Convertible Bonds (FCCBs) under various tranches as on 6/30/2012

Tranche	Outstanding Amount (USD)
USD 300,000,000 Zero Coupon Convertible Bonds Due 2012	211,302,000
USD 200,000,000 Zero Coupon Convertible Bonds Due 2012	121,368,000
USD 35,592,000 7.5% Convertible Bonds Due June 2012	35,573,000
USD 20,796,000 7.5% Convertible Bonds Due October 2012	20,796,000
USD 90,000,000 Zero Coupon Convertible Bonds Due 2014	90,000,000
USD 175,000,000 5% Convertible Bonds Due 2016	175,000,000


For Suzlon Energy Limited

H.A. Kanungo


Company Secretary




Name of the Company : SUZLON ENERGY LIMITED								
Symbol: SUZLON EQ / Scrip Code: 532667						Quarter ended: 6/30/2012		
(I)(a) STATEMENT SHOWING SHAREHOLDING PATTERN								
Category code	Category of shareholder	Number of shareholders	Total number of shares (Rs. 2 each)	Number of shares held in dematerialised form (Rs. 2 each)	Total shareholding as a percentage (%) of total number of shares		Shares pledged or otherwise encumbered	
					As a % of (A+B)	As a % of (A+B+C)	Number of shares (Rs. 2 each)	As a %
(I)	(II)	(III)	(IV)	(V)	(VI)	(VII)	(VIII)	(IX)=(VIII)/(IV) *100
(A) PROMOTER AND PROMOTER GROUP								
(1) INDIAN								
(a)	Individuals / Hindu Undivided Family	18	658839000	658839000	37.14	37.07	632735964	96.04
(b)	Central Government / State Government(s)	0	0	0	0.00	0.00	0	0.00
(c)	Bodies Corporate	7	278902588	278902588	15.72	15.69	263400000	94.44
(d)	Financial Institutions / Banks	0	0	0	0.00	0.00	0	0.00
(e)	Any Other (Specify)	0	0	0	0.00	0.00	0	0.00
	Sub-Total A(1) :	25	937741588	937741588	52.86	52.76	896135964	95.56
(2) FOREIGN								
(a)	Individuals (Non-Resident Individuals / Foreign Individuals)	0	0	0	0.00	0.00	0	0.00
(b)	Bodies Corporate	0	0	0	0.00	0.00	0	0.00
(c)	Institutions	0	0	0	0.00	0.00	0	0.00
(d)	Qualified Foreign Investor	0	0	0	0.00	0.00	0	0.00
(e)	Any Other (Specify)	0	0	0	0.00	0.00	0	0.00
	Sub-Total A(2) :	0	0	0	0.00	0.00	0	0.00
	Total shareholding of Promoter & Promoter Group A=A(1)+A(2)	25	937741588	937741588	52.86	52.76	896135964	95.56
(B) PUBLIC SHAREHOLDING								
(1) INSTITUTIONS								
(a)	Mutual Funds /UTI	28	30663792	30663792	1.73	1.73		
(b)	Financial Institutions / Banks	22	10025295	10025295	0.57	0.56		
(c)	Central Government / State Government(s)	0	0	0	0.00	0.00		
(d)	Venture Capital Funds	0	0	0	0.00	0.00		
(e)	Insurance Companies	2	13935731	13935731	0.79	0.78		
(f)	Foreign Institutional Investors	129	98711203	98711203	5.56	5.55		
(g)	Foreign Venture Capital Investors	0	0	0	0.00	0.00		
(h)	Qualified Foreign Investor	0	0	0	0.00	0.00		
(i)	Any Other	0	0	0	0.00	0.00		
	Sub-Total B(1) :	181	153336021	153336021	8.64	8.63		
(2) NON-INSTITUTIONS								
(a)	Bodies Corporate	3780	125370139	125370139	7.07	7.05		
(b)	Individuals							
	i. Individual shareholders holding nominal share capital up to Rs.1 Lac	996948	433970116	433945414	24.46	24.42		



Category code	Category of shareholder	Number of shareholders	Total number of shares (Rs. 2 each)	Number of shares held in dematerialised form (Rs. 2 each)	Total shareholding as a percentage (%) of total number of shares		Shares pledged or otherwise encumbered	
					As a % of (A+B)	As a % of (A+B+C)	Number of shares (Rs. 2 each)	As a %
(I)	(II)	(III)	(IV)	(V)	(VI)	(VII)	(VIII)	(IX)=(VIII)/(IV) *100
	ii. Individual shareholders holding nominal share capital in excess of Rs.1 Lac	270	80899628	80899628	4.56	4.55		
(c)	Qualified Foreign Investor	0	0	0	0.00	0.00		
(d)	Any Other							
	i. Non Resident Indians	9357	27831634	27831634	1.57	1.57		
	ii. Clearing Members	578	14617546	14617546	0.82	0.82		
	iii. Foreign Nationals	3	57000	57000	0.00	0.00		
	iv. Trusts	28	135775	135775	0.01	0.01		
	Sub-Total B(2) :	1010964	682881838	682857136	38.49	38.42		
	Total Public shareholding B=B(1)+B(2) :	1011145	836217859	836193157	47.14	47.05		
	Total (A+B) :	1011170	1773959447	1773934745	100.00	99.81	896135964	50.52
(C)	SHARES HELD BY CUSTODIANS AND AGAINST WHICH DEPOSITORY RECEIPTS HAVE BEEN ISSUED						NA	NA
(1)	Promoter and Promoter Group	0	0	0	NA	0.00		
(2)	Public	1	3406200	3406200	NA	0.19		
	GRAND TOTAL (A)+(B)+(C)	1011171	1777365647	1777340945	NA	100.00	896135964	50.42



(i)(b) Sr.No	Statement showing holding of securities (including shares, warrants, convertible securities) of persons belonging to the category "Promoter and Promoter Group Encumbered shares (*)"										Total Shares	
	Details of Shares held			Details of Warrants			Details of convertible securities of the same class		Details of convertible securities of the same class		(including underlying shares assuming full conversion of warrants and convertible securities) as a % of diluted share capital	
Name of the Shareholder	(ii)	(iii)	(iv)	(v)	(vi)=(v)/(iii)*100	(vii)	(viii)	(ix)	(x)	(xi)	(xii)	
		No. of Shares held	As a % of grand total (A)+(B)+(C)	Pledge Shares	AS a percentage	AS a % of grand total (A) + (B) + (C) of sub-clause (i)(a)	Number of warrants held	As a % total number of warrants of the same class	Number of convertible securities held	As a % total number of convertible securities of the same class		
1	Tulsi R. Tanti	10962000	0.62%	3904253	35.62%	0.22%	0	0.00	0	0.00	0.00	
2	Gita T. Tanti	64512000	3.63%	64512000	100.00%	3.63%	0	0.00	0	0.00	0.00	
3	Tulsi R. Tanti as karta of Tulsi Ranchhodhbhai HUF	19188000	1.08%	18000000	93.81%	1.01%	0	0.00	0	0.00	0.00	
4	Tulsi R. Tanti as karta of Ranchhodhbhai Ramjibhai HUF	42570000	2.40%	42570000	100.00%	2.40%	0	0.00	0	0.00	0.00	
5	Tulsi R. Tanti J/w. Vinod R. Tanti J/w. Jitendra R. Tanti	42660000	2.40%	42660000	100.00%	2.40%	0	0.00	0	0.00	0.00	
6	Tanti Holdings Private Limited	237296093	13.35%	226125000	95.29%	12.72%	0	0.00	0	0.00	0.00	
7	Vinod R. Tanti	11367000	0.64%	11367000	100.00%	0.64%	0	0.00	0	0.00	0.00	
8	Jitendra R. Tanti	12447000	0.70%	12400000	99.62%	0.70%	0	0.00	0	0.00	0.00	
9	Sangita V. Tanti	70182000	3.95%	70182000	100.00%	3.95%	0	0.00	0	0.00	0.00	
10	Lina J. Tanti	70182000	3.95%	70182000	100.00%	3.95%	0	0.00	0	0.00	0.00	
11	Rambhoben Ukabhai	738000	0.04%	0	0.00%	0.00%	0	0.00	0	0.00	0.00	
12	Vinod R. Tanti as karta of Vinod Ranchhodhbhai HUF	43000000	2.42%	35350000	82.21%	1.99%	0	0.00	0	0.00	0.00	
13	Jitendra R. Tanti as karta of Jitendra Ranchhodhbhai HUF	19188000	1.08%	14723000	76.73%	0.83%	0	0.00	0	0.00	0.00	
14	Pranav T. Tanti	59067000	3.32%	59067000	100.00%	3.32%	0	0.00	0	0.00	0.00	
15	Nidhi T. Tanti	3052000	0.17%	3000000	98.30%	0.17%	0	0.00	0	0.00	0.00	
16	Rajan V. Tanti through F/G. Vinod R. Tanti	16605000	0.93%	16600000	99.97%	0.93%	0	0.00	0	0.00	0.00	
17	Brij J. Tanti	41917000	2.36%	37100000	88.51%	2.09%	0	0.00	0	0.00	0.00	
18	Trisha J. Tanti through F/G. Jitendra R. Tanti	15120000	0.85%	15100000	99.87%	0.85%	0	0.00	0	0.00	0.00	
19	Girish R. Tanti	116082000	6.53%	116018711	99.95%	6.53%	0	0.00	0	0.00	0.00	
20	Suruchi Holdings Private Limited	4275000	0.24%	4275000	100.00%	0.24%	0	0.00	0	0.00	0.00	
21	Sugati Holdings Private Limited	4275000	0.24%	0	0.00%	0.00%	0	0.00	0	0.00	0.00	
22	Samanvaya Holdings Private Limited	33056495	1.86%	33000000	99.83%	1.86%	0	0.00	0	0.00	0.00	
	TOTAL :	937,741,588	52.76%	896,135,964	95.56%	50.42	0	0.00	0	0.00	0.00	



Statement showing holding of securities (including shares, warrants, convertible securities) of persons belonging to the category "Public" and holding more than 1% of the total number of shares									
Sr.No.	Name of the shareholder	Number of shares held	Shares as a percentage of total number of shares (i.e., Grand total (A)+(B)+(C) indicated in Statement at para (I)(a) above)	Details of warrants		Details of convertible securities		Total shares (including underlying shares assuming full conversion of warrants and convertible securities) as a % of diluted share capital)	
				Number of warrants held	As a % total number of warrants of the same class	Number of convertible securities held	% w.r.t total number of convertible securities of the same class		
1	IDFC TRUSTEE CO. LTD A/C IDFC INFRASTRUCTURE FUND	3192582	1.80	0	0.00	0	0.00	0.00	0.00
2	CITICORP INTERNATIONAL FINANCE CORPORATION	2500000	1.41	0	0.00	0	0.00	0.00	0.00
	TOTAL :	5692582	3.21	0	0.00	0	0.00	0.00	0.00

Statement showing holding of securities (including shares, warrants, convertible securities) of persons (together with PAC) belonging to the category "Public" and holding more than 5% of the total number of shares of the company									
Sr.No.	Name(s) of the shareholder(s) and the Persons Acting in Concert (PAC) with them	Number of shares held	Shares as a percentage of total number of shares (i.e., Grand total (A)+(B)+(C) indicated in Statement at para (I)(a) above)	Details of warrants		Details of convertible securities		Total shares (including underlying shares assuming full conversion of warrants and convertible securities) as a % of diluted share capital)	
				Number of warrants held	As a % total number of warrants of the same class	Number of convertible securities held	% w.r.t total number of convertible securities of the same class		
	Not Applicable	0	0.00	0	0.00	0	0.00	0.00	0.00
	TOTAL :	0	0.00	0	0.00	0	0.00	0.00	0.00

Statement showing details of locked-in shares		
Sr.No.	Name of the Shareholder	No. of locked-in shares of Rs.2 each
	Not Applicable	0
	TOTAL :	0

Statement showing details of Depository Receipts			
Sr.No.	Type of outstanding DR (ADRs, GDRs, SDRs, etc.)	Number of outstanding DRs	Shares underlying outstanding DRs as a percentage of total number of shares (i.e., Grand Total (A)+(B)+(C) indicated in Statement at para(I)(a) above)
1	Global Depository Receipts	851550	0.19%
	TOTAL :	851550	0.19%

Statement showing holding of Depository Receipts (DRs), where underlying shares held by Promoter / Promoter Group are in excess of 1% of the total number of shares			
Sr.No.	Name of DR Holder	Type of outstanding DR (ADRs, GDRs, SDRs etc.)	Number of shares underlying outstanding DRs (Rs.2 each)
	Not Applicable		0
	TOTAL :	0	0.00%

